

PARAMAHAMSA FOUNDATION TRUST

No 157, 30th Cross, 4th Block, Jayanagar, Bangalore-560 011

GROUP BALANCE SHEET AS ON 31st MARCH 2022


LIABILITIES	SCH	AS ON 31.03.2022	ASSETS	SCH	AS ON 31.03.2022
CAPITAL ACCOUNT	1	84,31,81,140	FIXED ASSETS	7	63,86,77,654
CORPUS FUND	2	35,02,16,578	INVESTMENTS	8	14,86,18,500
LOANS	3		DEPOSITS	9	36,52,61,874
REUNDABLE DEPOSITS	4	29,74,967	LOANS & ADVANCES	10	12,03,77,329
SUNDRY CREDITORS	5		CASH & BANK BALANCES	11	19,82,86,544
PROVISIONS	6				
UNTR COLLEGE TRANSFER	6	14,49,01,313			
TOTAL					1,54,65,63,134

PARAMAHAMSA FOUNDATION TRUST (R)
BALANCE SHEET

AS ON 31ST MARCH 2022

For Chartered Accountant & Manager
Registered Assistant

Paramahansa Foundation Trust ©
For Paramahansa Foundation Trust (R)



[Signature]
Chairman

DD No. 2022541A WDG 11423
07-04-2022
Bangalore

[Signature]

PARAMAHAMSA FOUNDATION TRUST

No.157, 30th Cross, 4th Block, Jayanagar, Bangalore-560 011.

GROUP BALANCE SHEET AS ON 31st MARCH 2022

LIABILITIES	SCH	AS ON 31.03.2022	ASSETS	SCH	AS ON 31.03.2022
CAPITAL ACCOUNT	1	84,37,81,140	FIXED ASSETS	7	65,86,77,654
CORPUS FUND	2	55,32,16,528	INVESTMENTS	8	14,86,18,500
LOANS	3	-	DEPOSITS	9	36,52,61,874
REFUNDABLE DEPOSITS	4	29,74,967	LOANS & ADVANCES	10	12,03,17,229
SUNDRY CREDITORS, PROVISIONS & PAYABLES	5	16,89,167	CASH & BANK BALANCES	11	10,87,86,544
INTER COLLEGE TRANSFER	6	14,49,01,333	INTER COLLEGE TRANSFER	12	14,49,01,335
TOTAL		1,54,65,63,134	TOTAL		1,54,65,63,134

Schedule 1 to 12 annexed form part of this Balance Sheet

As per our report of even date

For Muralidharan & Manogaran

Chartered Accountant

(ERNO8413S)

R. Manogaran (M No.28598)

Partner

Paramahamsa Foundation Trust®

For Paramahamsa Foundation Trust (R)

Chairman
Chairman

UDIN: 22028598AYVUE19428

Date: 07-OCT-2022

Place: Bangalore

PARAMAHAMSA FOUNDATION TRUST


No.157, 30th Cross, 4th Block, Jayanagar, Bangalore-560 011.

GROUP INCOME AND EXPENDITURE ACCOUNT FOR THE YEAR ENDED 31st MARCH 2022

EXPENDITURE	SCH	AMOUNT Rs	INCOME	SCH	AMOUNT Rs
STAFF EXPENSES	15	13,98,20,509	FEES COLLECTIONS	13	43,48,25,227
ACADEMIC EXPENSES	16	3,30,38,747	OTHER INCOME	14	3,07,56,510
ADMINISTRATIVE EXPENSES	17	9,60,60,019	CORPUS FUND		-
FINANCIAL CHARGES	18	60,875			
DEPRECIATION ON ASSETS	7	7,76,68,410			
EXCESS OF INCOME OVER EXPENDITURE C/F		11,89,33,178			
Total		46,55,81,737	Total		46,55,81,737
ALLOCATED TO CORPUS FUND		-	EXCESS OF INCOME OVER EXPENDITURE B/F		11,89,33,178
EXCESS OF INCOME OVER EXPENDITURE TRANSFERRED TO CAPITAL ACCOUNT		11,89,33,178			
Total		11,89,33,178	Total		11,89,33,178


Schedule 7 and 13 to 18 annexed form part of
this income and expenditure account

As per our report of even date



Muralidharan & Manogaran
Chartered Accountant
(FRNO8413S)
R. Manogaran (M No.28598)
Partner

PARAMAHAMSA FOUNDATION TRUST
For Paramahamsa Foundation Trust (R)


Chairman
Chairman

UDIN : 22028598 AYVU E19428

Date : 07-OCT-2022
Place : Bangalore

PARAMAHAMSA FOUNDATION TRUST
No.157, 30th Cross, 4th Block, Jayanagar, Bangalore-560 011.

SCHEDULE TO GROUP BALANCE SHEET AS ON 31st MARCH 2022

PARTICULARS	Amc Engg College	Administrative Mgt College	Advanced Mgt College	Amc School and PU College	Amc Hostel	Total As on 31.03.2022
SCHEDULE - 1 CAPITAL ACCOUNT						
Opening Balance	67,73,65,093	(2,76,50,424)	4,25,193	2,01,56,818	5,45,65,064	72,48,61,744
Add : Income d/y as per I&E A/c	4,46,88,215	3,10,68,410	(10,41,370)	1,36,54,445	3,05,49,697	11,89,19,396
Total	72,20,53,308	34,17,985	(6,16,177)	3,38,11,263	8,51,14,761	84,37,81,140
SCHEDULE - 2 CORPUS FUND						
Opening Balance	30,82,09,897	20,14,81,251	4,35,25,380	-	-	55,32,16,528
Less : Transferred During the Year	-	-	-	-	-	-
Total	30,82,09,897	20,14,81,251	4,35,25,380	-	-	55,32,16,528
SCHEDULE - 3 LOANS SECURED LOANS						
Total (a)	-	-	-	-	-	-
UNSECURED LOANS						
Total (b)	-	-	-	-	-	-
Total (a) + (b)	-	-	-	-	-	-
SCHEDULE - 4 REFUNDABLE DEPOSITS						
Scholarships to Students	-	9,80,537	-	-	-	9,80,537
Balaji Xerox Center	50,000	-	-	-	-	50,000
Pustak Xerox Center	60,000	-	-	-	-	60,000
Rent-Advance	7,50,000	-	-	-	-	7,50,000
Caution Deposit Received	-	2,90,250	-	-	-	2,90,250
Canteen	50,000	-	-	-	-	50,000
KMDC Loan	7,94,180	-	-	-	-	7,94,180
Total	17,04,180	12,70,787	-	-	-	29,74,967



For Paramahansa Foundation Trust (R)
[Signature]
Chairman


PARAMAHAMSA FOUNDATION TRUST
SCHEDULE TO GROUP BALANCE SHEET AS ON 31st MARCH 2022

PARTICULARS	Amc Engg College	Administrative Mgt College	Advanced Mgt College	Amc School and PU College	Amc Hostel	Total As on 31.03.2022
SCHEDULE - 5						
SUNDRY CREDITORS & PROVISIONS						
SUNDRY CREDITORS :						
Reliance Tailors	15,16,725	4,76,366	-	-	-	19,93,091
Shiksha . Com A/c	2,45,000	-	-	-	-	2,45,000
Gimmarsoft Education Services Pvt Ltd	20,000	-	-	-	-	20,000
Sajan Giri A/c	20,000	-	-	-	-	20,000
Savairam Khetaram Kumar	31,177	-	-	-	-	31,177
Schindler India Pvt Ltd A/c	60,446	-	-	-	-	60,446
Shoab U R Rehman A/c	35,600	-	-	-	-	35,600
Sukho Technologies	70,256	-	-	-	-	70,256
WEB TORO SOLUTION PVT LTD	30,200	-	-	-	-	30,200
Griffin Security Services	-	-	-	65,715	-	65,715
Tatva Networks Pvt Ltd	-	-	-	-	5,14,717	5,14,717
Balaji Departmental Store	-	-	-	-	5,470	5,470
Dr. K. R Paramahansa	1,55,998	-	-	-	-	1,55,998
Mr. Rahul Kalluri	(1,50,00,000)	-	-	-	-	(1,50,00,000)
Exps Payable	6,95,305	-	-	-	-	6,95,305
Scholarship payable	31,41,335	-	-	1,01,218	-	32,42,553
Advance Received from students	44,55,506	2,12,745	-	-	20,19,671	66,87,922
Tds payable	1,28,570	-	-	-	-	1,28,570
Provident fund payable	18,067	-	-	-	-	18,067
ESIC Payable	-	-	-	-	-	-
GST Payable	26,09,480	-	-	-	-	26,09,480
Professional tax payable	59,600	-	-	-	-	59,600
Total (a)	(17,06,736)	6,89,111	-	1,66,933	25,39,859	16,89,167
PROVISIONS :						
Total (b)	-	-	-	-	-	-
Total (c)	-	-	-	-	-	-
Total (a) + (b) + (c)	(17,06,736)	6,89,111	-	1,66,933	25,39,859	16,89,167
SCHEDULE - 6						
INTER COLLEGE TRANSFER						
AMC Engineering College	-	-	-	-	-	-
AMC College	8,01,78,032	-	-	-	-	8,01,78,032
Advanced Management College	1,23,61,172	63,95,074	-	3,67,822	-	1,91,24,068
AMC School & PU College	1,62,38,788	52,17,968	-	-	6,00,000	2,20,56,756
AMC Hostel	2,29,28,081	6,14,396	-	-	-	2,35,42,477
Total	13,17,06,073	1,22,27,438	-	3,67,822	6,00,000	14,49,01,333
SCHEDULE - 7						
FIXED ASSETS						
Enclosed Separately	50,74,45,716	7,75,32,131	1,14,03,694	45,53,869	5,77,42,244	65,86,77,654
Total	50,74,45,716	7,75,32,131	1,14,03,694	45,53,869	5,77,42,244	65,86,77,654

AM



For Paramahansa Foundation Trust (R)


Chairman

PARAMAHAMSA FOUNDATION TRUST

SCHEDULE TO GROUP BALANCE SHEET AS ON 31st MARCH 2022

PARTICULARS	Ame Engg College	Administrative Mgt College	Advanced Mgt College	Ame School and PU College	Ame Hostel	Total As on 31.03.2022
SCHEDULE - 8						
INVESTMENTS						
Aditya Birla	5,04,427	-	-	-	-	5,04,427
Axis Mututal Fund	30,00,000	-	-	-	-	30,00,000
Canara	50,00,000	-	-	-	-	50,00,000
Canara Robeco Emerging Equity Fund	25,05,029	-	-	-	-	25,05,029
Edelweiss Small Cap Fund	1,14,25,000	-	-	-	-	1,14,25,000
IDBI Liquid Fund	25,00,000	-	-	-	-	25,00,000
IDBI MF Tax Saving Fund	66,65,085	-	-	-	-	66,65,085
ITI Large Capital Fund	25,00,000	-	-	-	-	25,00,000
ITI Mutual Fund	50,00,000	-	-	-	-	50,00,000
Mirae Asset Cash Management Fund	4,25,00,000	-	-	-	-	4,25,00,000
Mirae Asset Empining Blue Chip Fund	10,00,000	-	-	-	-	10,00,000
Mirae Asset Emrging Bluechip Fund	65,00,000	-	-	-	-	65,00,000
Mirae Asset India Opportunities Fund	35,00,000	-	-	-	-	35,00,000
Mirae Asset Prudence Fund	25,00,000	-	-	-	-	25,00,000
Mirae Asset Regular Saving Growth Plan	45,00,000	-	-	-	-	45,00,000
Mirae Asset Tax Saver Fund	25,00,000	-	-	-	-	25,00,000
Mirae Asset Tax Saving Fund	1,50,00,000	-	-	-	-	1,50,00,000
Mirae Asset Ultra Short Term Bond Fund	25,00,000	-	-	-	-	25,00,000
Principal Emerging Bluechip Fund	10,00,000	-	-	-	-	10,00,000
Principal Small Cap Funds A/c	35,00,000	-	-	-	-	35,00,000
Principal Smart Facility Fund	10,00,000	-	-	-	-	10,00,000
Principal Ultra Short Term Funds	50,00,000	-	-	-	-	50,00,000
Reliance Equity Opportunities Fund Scheme - 1	78,87,163	-	-	-	-	78,87,163
Reliance Yield Maximiser - III	31,18,351	-	-	-	-	31,18,351
Reliance Yield Maximiser - Scheme Iv	35,13,445	-	-	-	-	35,13,445
Sundaram Select Mid Cap Fund	35,00,000	-	-	-	-	35,00,000
Sundaram World Brand Fund Series III	5,00,000	-	-	-	-	5,00,000
Total	14,86,18,500	-	-	-	-	14,86,18,500
SCHEDULE - 9						
DEPOSITS						
State Bank of India	6,57,16,515	41,28,546	-	1,70,197	-	7,00,15,258
Karnataka Bank Ltd	26,07,94,895	1,80,87,849	1,09,35,033	-	-	28,98,17,777
Arvind Mills	85,000	-	-	-	-	85,000
BESCOM	14,84,649	-	-	-	-	14,84,649
KPTCL	9,07,906	2,04,445	-	-	-	11,12,351
South India Beverages Pvt Ltd	8,000	-	-	-	-	8,000
Union Bank of India	95,472	-	-	-	-	95,472
Axis Bank	23,07,169	-	-	-	-	23,07,169
Rent Deposit N Uma Devi	35,000	-	-	-	-	35,000
Fixed Deposit with BOB	-	3,01,198	-	-	-	3,01,198
Total	33,14,34,606	2,27,22,038	1,09,35,033	1,70,197	-	36,52,61,874



For Paramahamsa Foundation Trust (R)

[Signature]
Chairman

For Paramahamsa Foundation Trust (R)

[Signature]
Chairman

PARAMAHAMSA FOUNDATION TRUST
SCHEDULE TO GROUP BALANCE SHEET AS ON 31st MARCH 2022

PARTICULARS	Ame Engg College	Administrative Mgt College	Advanced Mgt College	Ame School and PU College	Ame Hostel	Total As on 31.03.2022
SCHEDULE - 10						
LOANS & ADVANCES						
Advance - Vehicle Maintenance Diesel	1,55,257	-	-	-	-	1,55,257
Advance—Agricultural Land	2,35,00,000	-	-	-	-	2,35,00,000
Advance—AICTE	2,00,000	-	-	-	-	2,00,000
Advance—Altafab	4,25,000	-	-	-	-	4,25,000
Advance—Fire Safety Solution	8,46,097	-	-	-	-	8,46,097
Advance—Freeze Point Engineers	3,75,000	-	-	-	-	3,75,000
Advance—Global Education Trust	5,00,000	-	-	-	-	5,00,000
Advance—Hindustan Housing Corporation	19,00,000	-	-	-	-	19,00,000
Advance—Loganathan	4,92,470	-	-	-	-	4,92,470
Advance—New Model Education Centre (R)	30,05,000	-	-	-	-	30,05,000
Advance—Rent BHM	50,00,000	-	-	-	-	50,00,000
Rent Receivable	11,704	-	-	-	-	11,704
Rent Advance	10,00,000	-	-	-	-	10,00,000
RBI DEAF scheme 2014	19,652	-	-	-	-	19,652
Examination Expenses -Advance Account	62,390	-	-	-	-	62,390
Accrued Interest Receivable-KBL	1,67,199	62,079	17,705	-	-	87,415
Accrued Interest Receivable-SBI	29,49,087	-	-	-	-	29,49,087
Accrued Interest Receivable-HDFC	1,578	-	-	-	-	1,578
Accrued Interest Receivable - UBI	382	-	-	-	-	382
Interest Receivable From Nippon India Limied	20,58,188	-	-	-	-	20,58,188
Interest Receivable From Reliance Yeild Maximiser	10,88,369	-	-	-	-	10,88,369
Teknix Elevators Pvt Ltd	9,75,000	-	-	-	-	9,75,000
Tax deducted at source	1,37,77,113	33,67,820	7,25,187	2,886	77,920	1,79,50,925
Fees receivable from CET	-	52,98,502	-	-	-	52,98,502
Fees receivable from students	2,32,08,130	60,52,790	8,518	60,69,219	58,08,810	4,11,47,466
Mr. Eshwara L S	-	40,000	-	-	-	40,000
Advance-LAND	-	40,00,000	-	-	-	40,00,000
Mr. Nararaju M	-	20,000	-	-	-	20,000
Mr. Singaiah	-	2,000	-	-	-	2,000
New Model Education Society	-	4,45,865	-	-	-	4,45,865
Rent Advance(AMC Building)	-	55,80,000	-	-	-	55,80,000
Mr. Renukappa	-	37,500	-	-	-	37,500
Mrs. Chaitra S	-	21,040	-	-	-	21,040
Salary Advance -Rajesh Kumar	-	40,000	-	-	-	40,000
Mrs. Sujatha D R	-	1,88,160	-	-	-	1,88,160
Mr.Bhaskar Rao	-	-	38,000	-	0	38,000
Mr.Renukappa	-	-	12,500	-	-	12,500
New Model Education Society	-	-	5,00,000	-	-	5,00,000
Staff Advances						
Salary Advance	1,15,574	-	-	-	-	1,15,574
Salary Advance Bikash	12,500	-	-	-	-	12,500
Salary Advance- Manoj Pb	11,700	-	-	-	-	11,700
Salary Advance -Pavithra	24,000	-	-	-	-	24,000
Salary Advance -Umasankar L	16,668	-	-	-	-	16,668
Advance - Jayaramam R	7,500	-	-	-	-	7,500
Advance Renukappa G	25,000	-	-	-	-	25,000
Advance -Vasudeva Naidu	7,500	-	-	-	-	7,500
Advance—Krishnaiah Chetty	1,00,000	-	-	-	-	1,00,000
Advance—L.M.Nagalingaswasmy	1,00,000	-	-	-	-	1,00,000
Advance—Munikrishnappa D	17,000	-	-	-	-	17,000
Advance—Raghavendra S N	72,070	-	-	-	-	72,070
Advance—Varadaraj R.	8,000	-	-	-	-	8,000
Total	8,19,00,728	2,51,55,755	13,01,910	60,72,105	58,86,730	12,03,17,229



For Paramahamsa Foundation Trust (R)

[Signature]
Chairman

PARAMAHAMSA FOUNDATION TRUST
SCHEDULE TO GROUP BALANCE SHEET AS ON 31st MARCH 2022

PARTICULARS	Amc Engg College	Administrative Mgt College	Advanced Mgt College	Amc School and PU College	Amc Hostel	Total As on 31.03.2022
SCHEDULE - 11						
CASH ON HAND AND BANK						
CASH ON HAND						
Cash	6,670	-	4,411	-	188	11,269
Petty Cash	12,977	39,957	-	14,382	-	67,316
Cash Impounded by IT Department	-	-	-	-	-	-
Total (a)	19,647	39,957	4,411	14,382	188	78,585
BANK BALANCES						
Axis Bank - 917010075002460	15,70,851	-	-	-	-	15,70,851
HDFC-50100090051249	2,14,888	-	-	-	-	2,14,888
ICICI BANK LTD	10,81,648	-	-	-	-	10,81,648
KBL-10672101 P.F. Trust	29,41,085	-	-	-	-	29,41,085
KBL-10672301	14,37,273	-	-	-	-	14,37,273
SBI Collect 558171	4,58,026	-	-	-	-	4,58,026
SBI-TCS-37350789874	1,22,44,495	-	-	-	-	1,22,44,495
SBI-64186266155 Corpus Fund A/C	41,14,704	-	-	-	-	41,14,704
SBI-64186266213 Exam Fee	54,551	-	-	-	-	54,551
SBI-64186266235 Scholarship	1,91,16,638	-	-	-	-	1,91,16,638
SBM-64186266246 Uniform Fee A/C	35,816	-	-	-	-	35,816
SBM-64186266268 Admission Fee	11,867	-	-	-	-	11,867
SBM-64186266280 Maintance A/C	52,753	-	-	-	-	52,753
SBM-64186266291 Placement & Training A/C	14,387	-	-	-	-	14,387
SBM-64186266553 Transport	16,317	-	-	-	-	16,317
SBM-64201136710 Campus Mantanic A/C	87,238	-	-	-	-	87,238
SBM-LL/S 64186266188	25,209	-	-	-	-	25,209
SBM-Paramahma Foundation Trust 265742	9,77,253	-	-	-	-	9,77,253
SBM-PFT 64130581126	5,26,712	-	-	-	-	5,26,712
SBM-PFT 64138656936	82,92,622	-	-	-	-	82,92,622
SBM-Tuition Fee A/C NO.64186266166	78,40,248	-	-	-	-	78,40,248
SBM-University Fee 64186266202	89,82,497	-	-	-	-	89,82,497
UBI-435302010006932 University Fee	8,87,645	-	-	-	-	8,87,645
UBI-435302010006933 Tuition Fee	2,21,548	-	-	-	-	2,21,548
UBI-435302010008390 Transportation	61,659	-	-	-	-	61,659
UBI-435302010008809 AMC Hostel	8,602	-	-	-	-	8,602
UBI-435302010016123 Training & Placement	6,57,232	-	-	-	-	6,57,232
UBI-435302010016283 Scholarship	2,04,00,432	-	-	-	-	2,04,00,432
UBI-435302010018563 P.F.Trust	69,090	-	-	-	-	69,090
UBI-435302010023378 Pramahamsa Foundation(R)	13,600	-	-	-	-	13,600
UBI-Hostel A/c 11673	53,021	-	-	-	-	53,021
UBI-LLS 435302010007546	24,146	-	-	-	-	24,146
UBI-PFT 4353020100006934	53,473	-	-	-	-	53,473
Allahabad Bank-2704 LLS	-	26,728	-	-	-	26,728
KBL-16722 Tuition Fee	-	1,06,243	-	-	-	1,06,243
Principal State Bank of India -64028604879	-	11,84,358	-	-	-	11,84,358
SBM-64186266428	-	11,801	-	-	-	11,801
SBM-Admission Fee 64186266417	-	48,438	-	-	-	48,438
SBM-LLS 64186266326	-	11,889	-	-	-	11,889
SBM-Scholarship 64186266371	-	6,33,966	-	-	-	6,33,966
SBM-Tuition Fees 266304	-	10,24,194	-	-	-	10,24,194
SBM-Uniform 64186266382	-	18,821	-	-	-	18,821
SBM-University Fee 64186266348	-	56,61,117	-	-	-	56,61,117
UBI-435302010006386 Tuition Fee	-	41,48,675	-	-	-	41,48,675
UBI-435302010007280 University Fee	-	18,746	-	-	-	18,746
UBI-435302010007533 LLS	-	1,750	-	-	-	1,750
UBI-435302010007583 AMC Principal	-	3,94,795	-	-	-	3,94,795
UBI-435302010016281 Scholarship	-	1,67,136	-	-	-	1,67,136
Union Bank of India -435302010008083 Tuition Fees	-	-	5,823	-	-	5,823
Union Bank of India - 43530201000 8245 University	-	-	3,728	-	-	3,728
Union Bank of India - 435302010016280 Scholarship	-	-	1,30,536	-	-	1,30,536
Union Bank of India - 435302010014588, Tuition Fees	-	-	-	6,955	-	6,955
State Bank of India - 64186266564	-	-	-	9,628	-	9,628
State Bank of India - 64186266632	-	-	-	11,80,424	-	11,80,424
State Bank of India - 64186352986	-	-	-	12,293	-	12,293
State Bank of India - 64186266701	-	-	-	30,764	-	30,764
State Bank of India - 64186266665	-	-	-	1,05,389	-	1,05,389
State Bank of India - 64186266654	-	-	-	33,885	-	33,885
State Bank of India - 64186266621	-	-	-	31,422	-	31,422
State Bank of India - 64186266575	-	-	-	67,950	-	67,950
SBM-AMC Men's Hostel A/C No 266520	-	-	-	-	1,55,503	1,55,503
SBM-AMC Women's Hostel A/C No 266531	-	-	-	-	9,27,478	9,27,478
Total (b)	9,25,47,525	1,34,58,657	1,40,087	14,78,709	10,82,981	10,87,07,959
Total Cash & Bank Balances (a) + (b)	9,25,47,525	1,34,98,614	1,44,498	14,93,091	10,83,169	10,87,86,544



For Paramahamsa Foundation Trust (R)

[Handwritten Signature]

PARAMAHAMSA FOUNDATION TRUST
SCHEDULE TO GROUP BALANCE SHEET AS ON 31st MARCH 2022

PARTICULARS	Amc Engg College	Administrative Mgt College	Advanced Mgt College	Amc School and PU College	Amc Hostel	Total As on 31.03.2019
SCHEDULE - 12						
INTER COLLEGE TRANSFER						
AMC Engineering College	-	8,01,78,034	1,23,61,172	1,62,38,788	2,29,28,081	13,17,06,075
AMC College	-	-	63,95,074	52,17,968	6,14,396	1,22,27,438
AMC School & PU College	-	-	3,67,822	-	-	3,67,822
AMC Hostel	-	-	-	6,00,000	-	6,00,000
Total	-	8,01,78,034	1,91,24,068	2,20,56,756	2,35,42,477	14,49,01,335




For Paramahamsa Foundation Trust (R)

[Signature]
 Chairman

PARAMAHAMSA FOUNDATION TRUST

SCHEDULE TO GROUP INCOME AND EXPENDITURE ACCOUNTS
 FOR THE YEAR ENDED 31st MARCH 2022

PARTICULARS	Amc Engg College	Administrative Mgt College	Advanced Mgt College	Amc School and PU College	Amc Hostel	Total As on 31.03.2022
SCHEDULE - 10						
STAFF EXPENSES						
Salaries	18,24,44,47	1,26,02,290	1,02,94,444	4,72,93,000	11,82,11,189	38,32,45,350
Staff Welfare	1,24,19,800	32,84,400	-	-	-	1,57,04,200
Gratuity Family Allowances	11,45,809	11,71,400	-	-	-	23,17,209
Total	19,49,89,076	1,69,58,090	1,02,94,444	4,72,93,000	11,82,11,189	38,78,44,799
SCHEDULE - 11						
ACADEMIC EXPENSES						
Academic Fees & Excess Fees	6,41,294	-	-	-	-	6,41,294
Academic Expenses	-	1,47,815	-	-	-	1,47,815
Academic Expenses	47,91,000	7,50,000	-	-	-	55,41,000
Travel & Staff Entertainment Expenses	4,21,714	-	-	-	-	4,21,714
Academic & Printing Expenses	1,98,219	-	-	-	-	1,98,219
Transportation Expenses	39,81,174	-	-	-	-	39,81,174
Printing & Stationery	1,29,134	12,754	-	-	-	1,41,888
Library Expenses	-	4,72,266	-	-	-	4,72,266
Spent Expenses	-	-	-	1,36,94,100	-	1,36,94,100
Lab Expenses - Chem	61,217	-	-	-	-	61,217
Library Expenses	2,27,893	-	-	-	-	2,27,893
Lab Expenses - Computer Science	1,83,712	-	-	-	-	1,83,712
Lab Expenses - Mechanical Engineering	22,200	-	-	-	-	22,200
Lab Expenses - Electrical & Electronics	8,914	-	-	-	-	8,914
Lab Expenses - Chemistry & Environmental Science	1,00,000	-	-	-	-	1,00,000
Books & Stationery	1,00,000	-	-	-	-	1,00,000
Total	28,53,410	1,60,534	7,50,000	1,36,94,100	-	30,58,344



For Paramahamsa Foundation Trust (R)
[Signature]
 Chairman

PARAMAHAMSA FOUNDATION TRUST

No.157, 30th Cross, 4th Block, Jayanagar, Bangalore-560 011.

**SCHEDULE TO GROUP INCOME AND EXPENDITURE ACCOUNT
FOR THE YEAR ENDED 31st MARCH 2022**

PARTICULARS	Amc Engg College	Administrative Mgt College	Advanced Mgt College	Amc School And PU College	Amc Hostel	Total As on 31.03.2022
SCHEDULE - 13 FEES COLLECTIONS						
Tuition Fees	18,49,21,546	5,31,19,476	-	2,50,10,056	-	26,30,51,078
LLS Fees	3,96,01,000	-	-	-	-	3,96,01,000
Application & prospectus	13,21,000	3,28,500	-	-	-	16,49,500
Admission Fees	62,61,500	60,40,000	-	-	51,62,000	1,74,63,500
Group Insurance Fees	10,16,004	4,17,876	-	-	-	14,33,880
Placement & Training	40,52,538	-	-	-	-	40,52,538
Uniform Fees	79,17,000	-	-	-	-	79,17,000
Transportation Fees	-	-	-	-	-	-
Exam Fees	88,68,000	10,75,300	-	-	-	99,43,300
University Fees	72,29,500	28,60,000	-	-	-	1,00,89,500
Other Fees	1,68,97,213	60,74,085	-	56,062	-	2,30,27,360
Hostel Fees	4,72,500	-	-	-	5,12,45,323	5,17,17,823
Miscellaneous Income	48,78,748	-	-	-	-	48,78,748
Total	28,34,36,549	6,99,15,237	-	2,50,66,118	5,64,07,323	43,48,25,227
SCHEDULE - 14 OTHER INCOME						
Bank Interest	32,55,762	3,97,567	-	1,04,103	1,97,012	39,54,444
Rental Income	99,13,710	-	-	-	-	99,13,710
Parking Fees	2,21,130	-	2,31,666	-	-	4,52,796
Interest on Fixed Deposit - AXIS	1,15,222	-	-	-	-	1,15,222
Interest on Fixed Deposit - KBL	1,13,14,233	9,14,029	-	-	-	1,22,28,262
Interest on Fixed Deposit - SBI	34,37,017	1,00,734	-	-	-	35,37,751
Income From Canara Robeco	5,029	-	-	-	-	5,029
Long term pprofit from sale of IDBI Mutual Fund	4,65,085	-	-	-	-	4,65,085
Short term pprofit from sale of Aditya Birla	4,427	-	-	-	-	4,427
Interest from BOB	-	79,784	-	-	-	79,784
Total	2,87,31,615	14,92,114	2,31,666	1,04,103	1,97,012	3,07,56,510

PARAMAHAMSA FOUNDATION TRUST

**SCHEDULE TO GROUP INCOME AND EXPENDITURE ACCOUNT
FOR THE YEAR ENDED 31st MARCH 2022**

PARTICULARS	Amc Engg College	Administrative Mgt College	Advanced Mgt College	Amc School And PU College	Amc Hostel	Total As on 31.03.2022
SCHEDULE - 15 STAFF EXPENSES						
Salaries	10,24,46,647	1,64,08,200	-	1,02,95,806	47,83,914	13,39,34,567
Staff Welfare	1,43,906	21,944	-	-	-	1,65,850
Visiting Faculty Remuneration	23,62,600	33,57,492	-	-	-	57,20,092
Total	10,49,53,153	1,97,87,636	-	1,02,95,806	47,83,914	13,98,20,509
SCHEDULE - 16 ACADEMIC EXPENSES						
Affiliation Fees & Renewal Fees	6,45,094	-	-	-	-	6,45,094
Academic Expense	-	7,51,617	-	-	-	7,51,617
Admission Expenses	42,54,981	2,79,913	-	-	-	45,34,894
Faculty Skill Development Expense	4,83,918	-	-	-	-	4,83,918
Medicine & Nursing Expenses	4,10,218	-	-	-	-	4,10,218
Examination Expenses	89,95,176	-	-	-	-	89,95,176
Functions & Seminars	1,57,538	32,704	-	-	-	1,90,242
Uniform Expense	-	4,76,366	-	-	-	4,76,366
Food Expense	-	-	-	-	1,36,91,135	1,36,91,135
Lab Expenses- chemistry	63,153	-	-	-	-	63,153
Library Expenses	5,27,064	-	-	-	-	5,27,064
Lab Expenses - Computer Science	4,63,728	-	-	-	-	4,63,728
Lab Expenses - Mechanical Engineering	1,01,000	-	-	-	-	1,01,000
Lab Expenses - Electronics & Electricals	88,642	-	-	-	-	88,642
Lab Expenses - Electronics & Communication Engineer	15,954	-	-	-	-	15,954
Sports & Games	15,95,046	5,500	-	-	-	16,00,546
Total	1,78,01,512	15,46,100	-	-	1,36,91,135	3,30,38,747

For Paramahansa Foundation Trust (R)



[Signature]
Chairman

PARAMAHAMSA FOUNDATION TRUST						
SCHEDULE TO GROUP INCOME AND EXPENDITURE ACCOUNT FOR THE YEAR ENDED 31st MARCH 2022						
PARTICULARS	Amc Egg College	Administrative Mgt College	Advanced Mgt College	Amc School And PU College	Amc Hostel	Total As on 31.03.2022
SCHEDULE - 17						
ADMINISTRATIVE EXPENSES						
Advertisement Expenses	1,02,21,854	8,92,968	-	-	-	1,11,14,822
Audit fees	1,43,370	-	-	-	-	1,43,370
Building Maintenance	31,178	-	-	-	-	31,178
Computer Maintenance	5,900	53,687	-	-	3,000	62,587
Conveyance	20,42,438	1,30,343	-	-	4,600	21,77,381
Covid Concessions & Discounts	41,95,750	-	-	-	-	41,95,750
Electricity & Water Charges	53,38,834	5,200	-	-	-	53,44,034
Security Charges	17,47,397	4,70,000	-	6,31,969	-	28,49,366
Legal Charges	2,25,000	-	-	-	-	2,25,000
Subscription & Renewal Charges	12,66,719	-	-	-	5,000	12,71,719
Insurance	13,60,899	4,700	-	-	-	13,65,599
Miscellaneous Expense	5,87,276	-	-	-	-	5,87,276
Garden Expense	10,82,935	46,940	-	-	-	11,29,875
News Paper & Periodicals	5,334	6,636	-	-	-	11,970
Office Maintenance	10,83,353	3,57,687	-	-	-	14,41,040
Postage & Courier	21,432	4,589	-	-	-	26,021
Printing & Stationary	60,97,627	8,01,250	-	5,829	-	69,04,706
Professional & Consultancy Charges	65,20,570	3,63,500	-	-	-	68,84,070
Property Tax	3,37,657	-	-	-	-	3,37,657
Rent	2,03,55,000	71,17,500	-	-	-	2,74,72,500
Registration & renewals	4,248	-	-	-	-	4,248
Tours & Travels	6,24,240	-	-	-	-	6,24,240
Repairs & Maintenance	20,61,530	1,47,446	-	-	-	22,08,976
Rates & Taxes	12,240	10,300	-	-	-	22,540
SMS & ERP Expenses	1,53,725	-	-	-	-	1,53,725
Telephone Charges	83,273	25,058	-	-	-	1,08,331
Uniform Expenses	16,21,958	-	-	-	-	16,21,958
University exps	1,25,46,131	1,76,502	-	-	-	1,27,22,633
Vehicles Repairs & Maintenance	13,68,327	5,70,109	-	2,31,925	-	21,70,361
Vehicles Insurance	3,65,239	1,270	-	-	-	3,66,509
Lab Expense	-	3,65,931	-	-	-	3,65,931
Internet	-	32,742	-	-	11,58,879	11,91,621
Medical Expense	-	1,03,575	-	-	-	1,03,575
Website Expenses	8,19,450	-	-	-	-	8,19,450
Total	8,23,30,884	1,16,87,933	-	8,69,723	11,71,479	9,60,60,019
SCHEDULE - 18						
FINANCIAL CHARGES						
Bank Charges	54,498	2,939	-	-	3,438	60,875
Interest on Demand Loan - KBL	-	-	-	-	-	-
Interest paid on Car Loan	-	-	-	-	-	-
Total	54,498	2,939	-	-	3,438	60,875



For Paramahamsa Foundation Trust (R)


[Signature]
Chairman

SCHEDULE - 7

PARAMAHAMSA FOUNDATION TRUST
SCHEDULE TO GROUP FIXED ASSETS AS ON 31st MARCH 2022

Particulars	As on 1.4.2021		Gross Block		Depreciation				Net Block	
	Additions / Sale during the year		As on 31.03.2022	Rate of Dep %	For the Year	Up to 31.3.2022	As on 31.3.2022	As on 31.3.2021		
	B-for 30-09-2021	After 01-10-2021							As on 31.3.2022	As on 31.3.2021
Blim - Furniture & Fixture	38,60,728		38,60,728	10%	1,15,276	27,07,970	28,23,246	10,37,482	11,52,758	
Furniture & Fixture	9,05,97,725	52,18,939	9,75,36,207	10%	48,01,442	4,69,12,319	5,17,13,761	4,58,22,446	4,36,85,406	
BHM Lab Equipment	8,61,587		8,61,587	10%	6,93,588	6,93,588	7,10,388	1,51,199	1,67,999	
BMW	28,00,000		28,00,000	15%	65,013	23,66,581	24,31,594	3,68,406	4,33,419	
Site No 36 & 37, Khartha No.739 at Kottanur Village, Ultrahalli Hobli, Bangalore (Gift Deed Regn Charges)	6,82,800		6,82,800	0%				6,82,800	6,82,800	
Books	5,51,86,197	13,82,683	5,65,68,880	40%	22,44,872	5,02,65,359	5,25,10,231	40,58,649	49,20,838	
Building (Adv mgmt)	4,37,81,355		4,37,81,355	10%	11,30,926	3,24,72,093	3,36,03,019	1,01,78,336	1,13,09,262	
Building (AMC)	9,78,23,588	4,97,188	10,92,86,153	10%	32,67,385	7,11,29,616	7,43,97,001	3,48,89,152	2,66,93,972	
Building (AMCEC)	36,26,07,387	1,45,88,269	43,48,62,074	10%	2,52,32,786	15,34,94,781	17,87,47,568	25,61,14,506	20,91,12,606	
Building-BHM Block	5,31,90,632	32,405	5,41,42,698	10%	17,20,909	3,64,73,782	3,81,94,690	1,59,48,008	1,67,16,850	
Building Library Block	6,45,06,824		6,45,06,824	10%	29,17,062	3,53,36,205	3,82,53,267	2,62,53,557	2,91,70,619	
Building ADM Block	11,52,67,531	13,74,068	11,72,65,562	10%	51,39,362	6,55,60,262	7,06,99,624	4,65,65,938	4,97,07,269	
Building AMC Hostel/Ind Block	5,11,66,822		5,11,66,822	10%	20,17,364	3,09,93,185	3,30,10,549	1,81,56,273	2,01,73,637	
Building - Road Work	7,96,443		8,27,949	10%	42,610	4,01,852	4,44,462	3,83,487	3,94,591	
Car (AMC)	17,12,000		17,12,000	15%	13,372	16,22,851	16,36,223	75,777	89,149	
Car Manthu Swth	14,53,904		14,53,904	15%	33,681	12,29,366	12,63,046	1,90,858	2,24,538	
Car	11,35,059		11,35,059	15%	78,709	6,10,329	6,89,039	4,46,020	5,24,730	
Computer A/c	20,55,53,218		22,72,75,500	40%	1,39,92,485	3,09,93,185	19,79,62,771	2,93,12,730	2,15,82,932	
Flat at Delhi (K K Enterprises)	9,23,712		9,23,712	0%				9,23,712	9,23,712	
Ford Enduser - Car	11,45,000		11,45,000	15%			11,45,000			
Generator	23,41,000		23,41,000	15%	1,09,302	16,12,319	17,21,622	6,19,378	7,28,681	
Honda City Car	9,29,287		9,29,287	15%	14,325	8,33,784	8,48,110	81,177	95,503	
Hostel Building	12,35,73,079		12,36,12,745	10%	35,83,765	8,77,55,263	9,13,39,028	3,22,73,717	3,58,17,816	
House S F Builders	7,86,568		7,86,568	0%				7,86,568	7,86,568	
JCB	12,00,000		12,00,000	15%	27,863	10,14,249	10,42,111	1,57,889	1,85,751	
Kitchen Block-Building	63,15,542		63,15,542	10%	1,93,563	43,79,911	45,73,474	17,42,068	19,35,631	
Lab - Chemistry	16,24,854		16,24,854	15%	48,629	13,00,659	13,49,288	2,75,566	3,24,195	
Lab - Equipments	3,04,44,811		3,13,20,601	15%	20,38,845	1,72,90,403	1,93,29,248	1,19,91,353	1,31,54,408	
Lab - EC	28,87,881		28,87,881	15%	1,36,742	19,76,266	21,13,008	7,74,873	9,11,615	
Lab - EBF	54,11,725		54,11,725	15%	1,82,863	41,92,639	43,75,502	10,36,223	12,19,086	
Lab - Electrical Equip.	60,84,694		60,84,694	15%	74,771	55,86,219	56,60,990	4,23,704	4,98,475	
Lab - Electronics	63,31,731		63,31,731	15%	50,118	59,97,608	60,47,726	2,84,005	3,34,123	
Lab - Mechanical	5,33,502		5,33,502	15%	15,296	4,31,529	4,46,825	86,677	1,01,973	
Lab - Physics	1,69,27,970		1,69,27,970	15%	4,88,702	1,36,69,953	1,41,58,656	27,69,314	32,58,017	
Lab - T/C	5,59,510		5,59,510	15%	8,680	5,01,640	5,10,321	49,189	57,870	
Lab - Telecommunication	19,05,679		19,05,679	15%	38,375	16,49,843	16,88,219	2,17,460	2,55,877	
Lab Bio Chemistry	2,79,987		2,79,987	15%	7,617	2,29,206	2,36,823	43,164	50,782	
Lab-Equip, Biotech & Micro Bio	5,23,625		5,23,625	15%	9,567	4,59,843	4,69,410	54,215	63,782	
	24,95,723		24,95,723	15%	28,683	23,04,504	23,33,187	1,62,536	1,91,112	

For Paramahamsa Foundation Trust (R)
Chairman



[Handwritten Signature]

SCHEDULE - 7

PARAMAHAMSA FOUNDATION TRUST
SCHEDULE TO GROUP FIXED ASSETS AS ON 31st MARCH 2022
No.157, AMC Building, 30th Cross, 6th Main, 4th Block, Jayanagar, Bangalore - 560 011.

Particulars	As on 1-4-2021	Additions / Sale during the year		As on 31.03.2022	Up to 31.03.2021	Rate of Dep %	For the Year	Up to 31.3.2022	As on 31.3.2022	As on 31.3.2021
		Before 30-09-2021	After 01-10-2021							
Lab-Equip. Zoology	47,024			47,024	43,790	15%	485	44,275	2,749	3,234
Land	5,50,07,200			5,50,07,200	-	0%	-	-	5,50,07,200	5,50,07,200
Mechanical Building	6,26,99,792			6,26,99,792	4,30,26,659	10%	17,67,313	4,67,93,972	1,59,05,820	1,76,73,133
New Pavilion Block-building	4,01,91,251	7,000		4,01,98,251	2,72,02,978	10%	12,99,177	2,85,02,155	1,16,96,096	1,29,88,273
Office Equipment	1,76,66,558	45,000	6,33,257	1,83,44,815	1,36,28,049	15%	6,60,021	1,42,88,069	40,56,746	40,38,509
Projector	12,09,666			12,09,666	8,31,698	15%	56,695	8,88,393	3,21,273	3,77,968
Toyota Quails	17,55,000			17,55,000	16,58,414	15%	14,488	16,72,902	82,098	96,586
Tractor	1,41,800			1,41,800	1,28,320	15%	2,022	1,30,342	11,458	13,480
Type Wnter	5,000			5,000	4,675	15%	49	4,724	276	325
UPS	41,54,660	14,000	2,750	41,71,410	25,22,164	15%	2,47,181	27,69,344	14,02,066	16,32,496
New Benz	93,50,000			93,50,000	55,12,504	15%	5,75,624	60,88,128	32,61,872	38,37,496
Vehicle - Tata Winger	8,32,000			8,32,000	6,80,485	15%	22,727	7,03,212	1,28,788	1,51,515
Vehicle (Buses)	2,99,25,034		25,96,300	3,25,21,334	2,51,23,998	15%	9,14,878	2,60,38,876	64,82,458	48,01,036
Car-Innova Toyota	17,08,566			17,08,566	12,42,998	15%	3,00,777	13,12,833	3,95,733	4,65,568
Car- Mercedes Benz	67,62,065		6,18,788	73,80,853	47,56,884	15%	7,88,144	50,57,662	17,04,403	20,05,181
Software	28,98,684		12,90,328	41,89,012	13,45,829	25%	3,90,777	21,33,973	26,73,827	15,52,855
Air Conditioner	67,000		1,85,477	2,52,477	32,026	15%	19,157	51,183	2,01,294	34,974
Elevator	82,00,000			82,00,000	20,48,077	10%	6,15,192	26,63,269	55,36,731	61,51,923
Biddha Statue	2,24,000			2,24,000	68,870	10%	15,513	84,383	1,39,617	1,55,130
Digital camera	7,96,663	50,000		8,46,663	5,35,302	40%	1,24,544	6,59,846	1,86,817	2,61,361
Lab - Civil	42,938			42,938	16,569	15%	3,955	20,524	22,414	26,369
Ambulance	500000		0	500000	375000	15%	69,375	1,06,875	393,125	4,62,500
Total	1,61,03,94,581	2,47,17,184	10,22,53,349	1,73,73,65,114	1,00,10,19,051		7,76,68,410	1,07,86,87,461	65,86,77,653	60,93,75,530

Particulars	Gross Block		As on 31.03.2022	Up to 31.03.2021	Rate of Dep %	For the Year	Up to 31.3.2022	As on 31.3.2022	As on 31.3.2021
	As on 1-4-2021	Additions / Sale during the year							
AMC College	24,20,40,534	5,29,593	26,00,52,476	17,52,06,011		73,14,334	18,25,20,345	7,75,32,131	6,68,34,523
AMC Engineering College	1,24,16,06,796	2,17,75,565	1,33,13,80,185	76,15,94,568		6,23,39,903	82,39,34,470	50,74,45,715	48,00,12,229
Advanced Management College	5,53,46,320	-	5,53,46,320	4,26,69,590		12,73,036	4,39,42,626	1,14,03,694	1,26,76,730
AMC School & P.U. College	69,10,646	-	69,10,646	58,76,405		3,50,248	62,26,652	45,53,869	10,34,241
AMC Hostel	6,44,90,285	24,12,026	7,98,05,612	1,56,72,478		63,90,890	2,20,63,368	5,77,42,244	4,88,17,807
Total	1,61,03,94,581	2,47,17,184	1,73,73,65,114	1,00,10,19,051		7,76,68,410	1,07,86,87,461	65,86,77,653	60,93,75,530

For Paramahansa Foundation Trust (R)

[Signature]
Chairman

