

**AMC ENGINEERING COLLEGE**

[ A UNIT OF PARAMAHAMSA FOUNDATION TRUST ]

**BALANCE SHEET AS ON 31st MARCH 2020**

LIABILITIES	SCH	AS ON 31.03.2020	ASSETS	SC H	AS ON 31.03.2020
Capital Account	1	60,21,60,128	Fixed Assets	7	46,94,12,061
Corpus Fund	2	31,32,09,897	Investments	8	17,10,84,688
Loans	3	-	Deposits	9	30,59,68,721
Refundable Deposits	4	17,04,180	Loans & Advances	10	4,96,90,602
Sundry Creditors, Provisions and Payables	5	99,95,845	Cash and Bank Balances	11	4,76,12,023
Inter College Transfer	6	11,66,98,045			
<b>Total</b>		<b>1,04,37,68,095</b>	<b>Total</b>		<b>1,04,37,68,095</b>

As per our even date

For Muralidharan &amp; Manogaran

Chartered Accountant  
(FRNO8413S)

Manogaran

Digitally signed  
by Manogaran  
Date: 2021.03.18  
19:18:20 +05'30'R.Manogaran (M No.28598)  
Partner

Amc Engineering College

For AMC ENGINEERING COLLEGE

Chairman  
Chairman

Date : 15-01-2021

Place : Bangalore



**AMC ENGINEERING COLLEGE**

[ A UNIT OF PARAMAHAMSA FOUNDATION TRUST ]

**INCOME AND EXPENDITURE ACCOUNT FOR THE YEAR ENDED 31st MARCH 2020**

EXPENDITURE	SCH	AMOUNT Rs	INCOME	SCH	AMOUNT Rs
Staff Expenses	15	11,78,07,152	Fees Collections	13	25,07,27,499
Academic Expenses	16	1,65,22,889	Other Income	14	4,36,00,009
Administrative Expenses	17	5,38,57,623	CORPUS Fund		-
Financial Charges	18	75,470			
Depreciation on Assets	7	6,09,84,778			
Excess of income over Expenditure		4,50,79,596			
<b>Total</b>		<b>29,43,27,508</b>	<b>Total</b>		<b>29,43,27,508</b>
Allocated to Corpus Fund			Excess of income over expenditure		4,50,79,596
Excess of income over expenditure		4,50,79,596			
<b>Total</b>		<b>4,50,79,596</b>	<b>Total</b>		<b>4,50,79,596</b>

As per our even date


For Muralidharan & Manogaran  
Chartered Accountant  
(FRN08413S)

Manogaran  
R. Manogaran (M No.28598)  
Partner

Digitally signed by  
Manogaran  
Date: 2021.03.18  
19:18:33 +05'30'


Amc Engineering College  
For AMC ENGINEERING COLLEGE

  
Chairman  
Chairman



Date : 15-01-2021

Place : Bangalore




**AMC ENGINEERING COLLEGE**

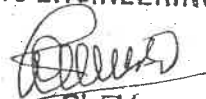
[ A UNIT OF PARAMAHAMSA FOUNDATION TRUST(R) ]

**SCHEDULE TO BALANCE SHEET AS ON 31st MARCH 2020**

<b>PARTICULARS</b>		<b>AS ON 31.03.2020</b>
<b>SCHEDULE - 1 CAPITAL ACCOUNT</b>		
Opening Balance	55,70,80,532	
Add : Excess of income over expenditure	4,50,79,596	
<b>Total</b>		<b>60,21,60,128</b>
<b>SCHEDULE - 2 CORPUS FUND</b>		
Opening Balance	31,32,09,897	
Add : Additions During the Year	-	
<b>Total</b>		<b>31,32,09,897</b>
<b>SCHEDULE - 3 LOANS</b>		
<b>SECURED LOANS</b>		-
<b>UNSECURED LOANS</b>		-
<b>Total</b>		-
<b>SCHEDULE - 4 REFUNDABLE DEPOSITS / CURRENT LIABILITIES</b>		
KMDC & Arivu loan refund	7,94,180	
Balaji Xerox Center	50,000	
Canteen Deposit	50,000	
Rent Advance-SBM	7,50,000	
Pustak Xerox Center	60,000	
<b>Total</b>		<b>17,04,180</b>



For AMC ENGINEERING COLLEGE

  
Chairman  
**K.R. PARAMAHAMSA**

**AMC ENGINEERING COLLEGE**

[ A UNIT OF PARAMAHAMSA FOUNDATION TRUST(r) ]

**SCHEDULE TO BALANCE SHEET AS ON 31st MARCH 2020**

<b>PARTICULARS</b>		<b>AS ON 31.03.2020</b>
<b>SCHEDULE - 5 SUNDRY CREDITORS &amp; PROVISIONS</b>		
Advanced Techonology for Smarter & Secured Life	3,32,490	
Bajarang	22,500	
Lakshmi Narayan	(3,994)	
Nuline Office Syetem	30,85,000	
Sajan Giri	20,000	
Saviram Khetaram Kumar	31,177	
Schindler India Pvt Ltd.,	60,446	
Shaik Moonirul Haque	1,50,937	
Shoaib U R Rehman A/c	35,600	
Sugam Met Tech Pvt Ltd.,	14,000	
Surtya Engineering.....	67,600	
Scholarship payable	30,45,560	
Tangaram	98,000	
Telexair Telcom Pvt Ltd.,	1,15,184	
Ventura Group A/c	1,19,381	
Advance Received from students	22,08,060	
Expenses Payable	1,37,882	
Tds payable	4,14,875	
Provident fund payable	10,307	
ESIC Payable	3,486	
GST Payable	2,62,628	
Professional tax payable	66,600	
<b>Total</b>		<b>99,95,845</b>
<b>SCHEDULE - 6 INTER COLLEGE TRANSFER</b>		
AMC College	7,61,04,648	
Advanced Management College	1,23,61,172	
AMC School & PU College	1,21,91,533	
AMC Hostel	1,60,40,692	
<b>Total</b>		<b>11,66,98,045</b>
<b>SCHEDULE - 7 FIXED ASSETS</b>		
Enclosed Seperately	46,94,12,061	
<b>Total</b>		<b>46,94,12,061</b>



For AMC ENGINEERING COLLEGE



*(Signature)*  
Chairman  
K.R. PARAMAHAMSA

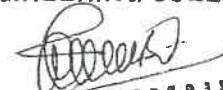
**AMC ENGINEERING COLLEGE**

[ A UNIT OF PARAMAHAMSA FOUNDATION TRUST(r) ]

**SCHEDULE TO BALANCE SHEET AS ON 31st MARCH 2020**

PARTICULARS		AS ON 31.03.2020
<b>SCHEDULE - 8</b>		
<b>INVESTMENTS</b>		
Aditya Birla Sun Life Low Duration Fund - 103632953	40,00,000	
Axis Mutual Fund	30,00,000	
Reliance Equity Opportunities Fund Scheme - 1	1,00,00,000	
Reliance Liquid Fund	25,00,000	
Reliance Yield Maximiser - III	65,59,688	
Reliance Yield Maximiser - Scheme Iv	1,00,00,000	
IDBI Diversifies Equity Fund	25,00,000	
IDBI Equity Advantage Fund	13,00,000	
IDBI India Top 100 Equity Fund	41,00,000	
IDBI Liquid Fund	25,00,000	
IDBI MF Tax Saving Fund	62,00,000	
Mirae Asset Cash Management Fund	4,25,00,000	
Mirae Asset Empining Blue Chip Fund	10,00,000	
Mirae Asset Emrging Bluechip Fund.....	65,00,000	
Mirae Asset Prudence Fund	25,00,000	
Mirae Asset Regular Saving Growth Plan	45,00,000	
Mirae Asset Tax Saver Fund	25,00,000	
Mirae Asset India Opportunities Fund	35,00,000	
Mirae Asset Ultra Short Term Bond Fund	25,00,000	
Canara Robeco Emerging Equity Fund	25,00,000	
Edelweiss Large and Mid Cap Fund - Folio No:9021527	2,50,00,000	
Edelweiss Small Cap Fund	1,14,25,000	
Mutual Fund	5,00,000	
Principal Emerging Bluechip Fund	10,00,000	
Principal Small Cap Fund	35,00,000	
Sundaram Select Micra Cap Fund	25,00,000	
Sundaram Select Mid Cap Fund	35,00,000	
Sundaram World Brand Fund Series III	5,00,000	
UTI Master Share	25,00,000	
<b>Total</b>		<b>17,10,84,688</b>
<b>SCHEDULE - 9</b>		
<b>DEPOSITS</b>		
Deposit with South India Beverages Pvt Ltd	8,000	
Deposit with Arvind Mills	85,000	
Deposit with BECOM	14,27,499	
Deposit -KPTCL	9,07,906	
Fixed Deposit—Kamataka Bank	25,12,45,392	
Fixed Deposit—SBI	5,00,85,603	
Rent Advance—N.Uma Devi	35,000	
Short Term Deposit—UBI	88,575	
Fixed Deposit with Axis Bank	20,85,746	
<b>Total</b>		<b>30,59,68,721</b>




AMC ENGINEERING COLLEGE  
  
**K.R. PARAMAHAMSA**

**AMC ENGINEERING COLLEGE**

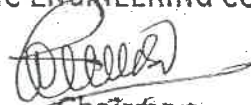
[ A UNIT OF PARAMAHAMSA FOUNDATION TRUST(r) ]

**SCHEDULE TO BALANCE SHEET AS ON 31st MARCH 2020**

<b>PARTICULARS</b>		<b>AS ON 31.03.2020</b>
<b>SCHEDULE - 10</b>		
<b>LOANS &amp; ADVANCES</b>		
Advance—Loganathan	4,92,470	
Advance—Fire Safety Solution	8,46,097	
Advance—Freeze Point Engineers	3,75,000	
Advance—Global Education Trust	5,00,000	
Advance—AICTE	2,00,000	
Advance—Rent BHM	50,00,000	
New Model Education Society R	80,05,000	
Advance—Altafab	4,25,000	
Advance—Land	85,00,000	
Advance—Vehicle Maintenance	2,73,768	
Hindustan Housing Corporation (Staff Qtrs)	19,00,000	
Teknix Elevators Pvt Ltd	9,75,000	
Interest receivable from Reliance Yeild Maximiser	11,21,494	
Interest receivable from Nippon India Limited	8,25,786	
Examination Expenses - Advance	62,390	
Accured Interest receivable - KBL	2,26,413	
Accured Interest receivable - SBI	26,84,972	
Tax deducted at source	79,14,625	
Add:during the year	37,15,296	
Fees receivable from students	53,11,221	
<b>Staff Advances</b>		
Staff Advances	25,000	
Mr.Ashok.S	14,000	
Mr.Varadaraj R	8,000	
Mr.Krishnaiah Chetty	1,00,000	
Mr. L M Nagalingaswamy	1,00,000	
Mr. Munikrishnappa D	17,000	
Mr. Raghavendra S N	72,070	
<b>Total</b>		<b>4,96,90,602</b>



for AMC ENGINEERING COLLEGE

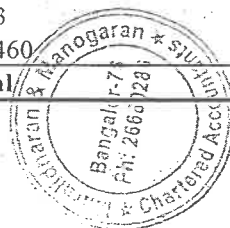
  
Chairman  
K.R. PARAMAHAMSA

**AMC ENGINEERING COLLEGE**

[ A UNIT OF PARAMAHAMSA FOUNDATION TRUST ]

**SCHEDULE TO BALANCE SHEET AS ON 31st MARCH 2020**

<b>PARTICULARS</b>		<b>AS ON 31.03.2020</b>
<b>SCHEDULE - 11</b>		
<b>CASH ON HAND AND BANK</b>		
<b>CASH ON HAND</b>		
Cash	3,686	
Cash HDFC	4,980	
Petty Cash	5,661	
<b>Total</b>		<b>14,327</b>
<b>BANK BALANCES</b>		
Union Bank of India - 435302010011673 Hostel Fee	49,923	
Union Bank of India - 435302010016283 Scholarship	97,54,195	
Union Bank of India - 435302010006932 University Fee	24,31,554	
Union Bank of India - 435302010006933 Tuition Fee	4,91,755	
Union Bank of India - 435302010016123 Training & Placem	15,48,319	
Union Bank of India - 4353020100006934 Corpus Fund	7,86,744	
Union Bank of India - 4353020100007546 -LLS	22,735	
Union Bank of India - 435302010008389 Uniform Fee	18,880	
Union Bank of India - 435302010008390 -Transportation	58,056	
Union Bank of India - 435302010018563 P.F.Trust	65,053	
Union Bank of India - 435302010008809	8,099	
Union Bank of India - 435302010023378	12,805	
Karnataka Bank Limited a/c no:- 0982500110672101	15,31,411	
Karnataka Bank Limited a/c no: -0982500110672301	86,160	
HDFC 50100090051249	2,00,569	
State Bank India A/C-64186265742	12,21,401	
State Bank India A/c No-64601136710	4,35,686	
State Bank India ADMISSION FEE A/C NO.64186266268	11,241	
State Bank India Scholarship A/c No-64186266235	1,90,55,575	
State Bank India CORPUSFUND A/C 64186266155	8,05,930	
State Bank India EXAM FEE A/C NO.64186266213	51,683	
State Bank India L/L/S A/C NO. 64186266188	15,530	
State Bank India MAINTANANCE A/C NO.64186266280	49,979	
State Bank India PLACEMENT & TRAINING	13,630	
State Bank India TRANSPORT 64186266553	1,26,696	
State Bank India TUITION FEE A/C NO.64186266166	18,62,068	
State Bank India UNIFORM A/C.NO.64186266246	33,932	
State Bank India-UNIVERSITY FEE A/C NO.	12,00,844	
State Bank India - 64130581126	5,26,962	
State Bank India - 64138656936	57,378	
State Bank India - 37350786874	41,05,465	
State Bank India Collect 558171	4,82,950	
State Bank India - 37662532371	8,831	
State Bank India - 37662342303	8,831	
Axis Bank Ltd - 917010075002460	4,56,827	
<b>Total</b>		<b>4,75,97,697</b>




AMC ENGINEERING COLLEGE  
K.R. PARAMAHAMSA

**AMC ENGINEERING COLLEGE**

[ A UNIT OF PARAMAHAMSA FOUNDATION TRUST(R) ]

**SCHEDULE TO INCOME AND EXPENDITURE ACCOUNT  
FOR THE YEAR ENDED 31st MARCH 2020**

<b>PARTICULARS</b>		<b>AS ON 31.03.2020</b>
<b>SCHEDULE - 13 FEES COLLECTIONS</b>		
Tuition Fees	15,82,86,825	
LLS Fees	5,02,35,660	
Application & prospectus	7,88,500	
Admission Fees	37,20,000	
Group Insurance Fees	12,37,000	
Placement & Training	29,28,000	
Uniform Fees	64,72,000	
Transportation fees	11,69,000	
Exam Fees	75,88,190	
University Fees	96,58,000	
Miscellaneous Income	86,44,324	
<b>Total</b>		<b>25,07,27,499</b>
<b>SCHEDULE - 14 OTHER INCOME</b>		
Bank Interest	20,51,365	
Consultancy Income	58,19,357	
Rental Income	93,34,200	
Interest on Fixed Deposit - AXIS	1,40,447	
Interest on Fixed Deposit - KBL	1,54,60,466	
Interest on Fixed Deposit - SBI	41,00,606	
Interest received from /Bescom	81,414	
Interest receivable from Reliance Yeild Maximiser Alternat	14,34,069	
Interest on Nippon India Yeild Max	11,68,001	
Interest received from Income Tax Department	11,88,327	
Long term pprofit from sale of Mutual Fund	28,21,757	
<b>Total</b>		<b>4,36,00,009</b>



OF AMC ENGINEERING COLLEGE

*[Signature]*  
Chairman  
K.R. PARAMAHAMSA






**AMC ENGINEERING COLLEGE**

[ A UNIT OF PARAMAHAMSA FOUNDATION TRUST(R) ]

**SCHEDULE TO INCOME AND EXPENDITURE ACCOUNT  
FOR THE YEAR ENDED 31st MARCH 2020**

<i>PARTICULARS</i>		<i>AS ON 31.03.2020</i>
<b>SCHEDULE - 15 STAFF EXPENSES</b>		
Salaries	11,58,61,172	
Staff Welfare	2,85,475	
Visiting Faculty Remuneration	16,60,505	
<b>Total</b>		<b>11,78,07,152</b>
<b>SCHEDULE - 16 ACADEMIC EXPENSES</b>		
Affiliation Fees & Renewal Fees	21,90,024	
Admission Expenses	2,38,378	
Medicine Expenses	4,201	
NAAC Expenses	15,16,300	
Examination Expenses	98,78,207	
Functions & Seminars	3,93,169	
Lab Expenses- chemistry	1,39,537	
Laibruary Expenses	25,450	
Lab Expenses - Information and Science	83,092	
Lab Expenses - Computer Science	9,301	
Lab Expenses - Mechanical Engineering	6,14,698	
Lab Expenses - Physics	64,891	
Lab Expenses - Electonics & Electricals	8,500	
Lab Expenses - Electonics & Communication Engineering	6,89,753	
Lab Expenses - Civil	50,000	
Sports & Games	62,415	
Student Welfare	4,39,366	
Skill Development Programe for Student (NSS)	1,15,607	
<b>Total</b>		<b>1,65,22,889</b>



For AMC ENGINEERING COLLEGE


  
Chairman  
**K.R. PARAMAHAMSA**

**AMC ENGINEERING COLLEGE**

[ A UNIT OF PARAMAHAMSA FOUNDATION TRUST(R) ]

**SCHEDULE TO INCOME AND EXPENDITURE ACCOUNT  
FOR THE YEAR ENDED 31st MARCH 2020**

PARTICULARS		AS ON 31.03.2020
<b>SCHEDULE - 17</b>		
<b>ADMINISTRATIVE EXPENSES</b>		
Advertisement Expenses	31,59,004	
Audit fees	1,66,910	
Building Maintenance	75,668	
Business Promotion	13,58,385	
Computer Maintenance	1,91,100	
Conveyance	44,462	
CET Charges Allowed	13,26,800	
Donation	1,00,000	
Electricity & Water Charges	59,32,011	
Internet exps	6,68,491	
Legal Charges	9,68,005	
Subscription & Renewal Charges	49,754	
News Paper & Periodicals	18,933	
Office Maintenance	9,53,886	
Postage & Courier	8,556	
Printing & Stationary	51,92,603	
Professional Charges	4,84,500	
Professional tax renewal charges	7,500	
Property Tax	10,00,000	
Rent	1,82,47,136	
Repairs & Maintenance	16,69,350	
SMS & ERP Expenses	5,12,178	
Telephone Charges	1,20,901	
Tours & Travels	3,95,428	
Uniform Expenses	23,04,924	
University exps	52,46,860	
Vehicles Repairs & Maintenance	32,27,124	
Vehicles Insurance	4,27,154	
<b>Total</b>		<b>5,38,57,623</b>
<b>SCHEDULE - 18</b>		
<b>FINANCIAL CHARGES</b>		
Bank Charges	18,141	
Interest on Loan Demand Loan - KBL	57,329	
<b>Total</b>		<b>75,470</b>



For AMC ENGINEERING COLLEGE



  
K.R. PARAMAHAMSA

## AMC ENGINEERING COLLEGE

[ A UNIT OF PARAMAHAMSA FOUNDATION TRUST (F) ]

### SCHEDULE TO FIXED ASSETS AS ON 31st MARCH 2020

Particulars	As on 31.03.2019		Gross Block		Depreciation				Net Block	
	As on 31.03.2019	Additions / Sale during the year	As on 31.03.2020		Up to 31.03.2019	Rate of Dep %	For the Year	Up to 31.03.2020	As on 31.03.2020	As on 31.03.2019
			Before 30.09.2019	After 01.10.2019						
Land	3,06,88,728		3,06,88,728	86,22,588	-	0%	-	-	3,06,88,728	3,06,88,728
Books	3,55,19,285	54,329	3,57,05,071	1,31,457	3,15,74,399	40%	16,25,977	3,32,00,376	25,04,695	39,44,886
Building—Library Block	6,45,06,824		6,45,06,824		2,84,93,714	10%	36,01,311	3,20,95,025	3,24,11,799	3,60,13,110
Building—ADM Block	11,06,43,153	6,40,851	11,26,95,202	14,11,198	5,43,82,044	10%	57,60,756	6,01,42,800	5,25,52,402	5,62,61,109
Building A/c	24,07,36,845	1,36,24,795	27,14,02,761	1,70,41,121	11,19,16,413	10%	1,50,96,579	12,70,12,992	14,43,89,768	12,88,20,431
Building A/c—Road Work	7,07,003		7,07,003		3,24,170	10%	38,283	3,62,453	3,44,550	3,82,833
Building—Mechanical Block	6,26,99,792		6,26,99,792		4,08,81,109	10%	21,81,868	4,30,62,977	1,96,36,815	2,18,18,683
Building—Hostel Block	12,32,56,499		12,32,56,499		7,94,07,247	10%	43,84,925	8,37,92,172	3,94,64,327	4,38,49,252
Building—Hotel Mgmt/Kitchen Block	63,15,542		63,15,542		39,25,874	10%	2,38,967	41,64,841	21,50,701	23,89,668
Building—Hostel Building II Block	5,11,66,822		5,11,66,822		2,62,61,098	10%	24,90,572	2,87,51,670	2,24,15,152	2,49,05,724
Building—New Pavilion	3,99,47,872		3,99,47,872		2,41,84,271	10%	15,76,360	2,57,60,631	1,41,87,241	1,57,63,601
Flat @ Delhi KKE	9,23,712		9,23,712		-	0%	-	-	9,23,712	9,23,712
Computers & Printers	14,81,18,869	39,49,932	15,89,17,566	68,48,765	12,49,26,302	40%	1,22,26,753	13,71,53,055	2,17,64,512	2,31,92,567
Digital Camera	5,80,081	50,328	6,78,907	48,498	1,16,016	40%	2,15,457	3,31,473	3,47,434	4,64,065
Furniture & Fixtures	5,27,97,250	10,14,714	5,39,85,330	1,73,366	2,66,14,509	10%	27,28,414	2,93,42,923	2,46,42,407	2,61,82,741
Office Equipment	64,05,716	8,56,506	75,50,400	2,88,178	41,46,817	15%	4,88,924	46,35,741	29,14,659	22,58,899
Projector	11,50,530		11,50,530		6,96,963	15%	68,035	7,64,998	3,85,532	4,53,567
UPS A/c	38,58,940		39,99,524	1,40,584	19,08,410	15%	3,03,123	22,11,533	17,87,991	19,50,530
Buses	68,07,604		68,07,604		62,94,416	15%	76,978	63,71,394	4,36,210	5,13,188



For AMC ENGINEERING COLLEGE


*(Signature)*

K.R. PARAMAHAMSA

Car—Ford Endour	11,45,000			11,45,000	15%			38,564	11,45,000			2,18,531		2,57,095
Car—CB	12,00,000			12,00,000	15%			1,51,283	14,83,729			8,57,271		10,08,554
Generator	23,41,000			23,41,000	15%			89,983	22,90,096			5,09,904		5,99,887
Car—BMW	28,00,000			28,00,000	15%			19,828	8,16,931			1,12,356		1,32,184
Car—Honda City	9,29,287			9,29,287	15%			20,052	16,41,370			1,13,630		1,33,683
Car—Toyota Qualis	17,55,000			17,55,000	15%			2,799	1,25,941			15,859		18,657
Tractor	1,41,800			1,41,800	15%			46,617	11,89,741			2,64,163		3,10,780
Car—Marutni Swift	14,53,904			14,53,904	15%			31,456	6,53,747			1,78,253		2,09,709
Car—Tata Winger	8,32,000			8,32,000	15%			96,658	11,60,839			5,47,727		6,44,385
Car—Innova Toyota	17,08,566			17,08,566	15%			4,16,300	44,03,029			23,59,036		27,75,336
Mercedes-Benz Car	67,62,065			67,62,065	15%			1,08,940	5,17,730			6,17,329		7,26,269
Car	11,35,059			11,35,059	15%			67,307	12,43,448			3,81,406		4,48,713
Lab—Chemistry	16,24,854			16,24,854	15%			5,475	11,915			31,023		36,497
Lab—Civil	42,938			42,938	15%			1,89,263	18,15,392			10,72,489		12,61,752
Lab—Electronics & Communic	28,87,881			28,87,881	15%			2,53,097	39,77,506			14,34,219		16,87,316
Lab—Electric & Electronics En	54,11,725			54,11,725	15%			69,368	59,38,645			3,93,086		4,62,454
Lab—Electronics	63,31,731			63,31,731	15%			53,115	16,04,696			3,00,983		3,54,098
Lab—Telecom	19,05,679			19,05,679	15%			1,03,490	54,98,253			5,86,441		6,89,931
Lab—Electrical Equipment	60,84,694			60,84,694	15%			10,543	2,20,245			59,742		70,285
Lab—Telecommunication	2,79,987			2,79,987	15%			6,76,405	1,30,95,009			38,32,961		45,09,365
Mechanical	1,69,27,970			1,69,27,970	15%			12,014	4,91,428			68,082		80,096
Physics	5,59,510			5,59,510	15%			21,171	4,13,533			1,19,969		1,41,140
Lab—MCA	5,33,502			5,33,502	15%			7,61,847	1,01,92,869			43,17,131		50,78,978
New Buses - Vehicle	1,45,10,000			1,45,10,000	15%			27,31,019	1,49,69,037			1,54,75,774		1,73,80,793
Lab—Equipment	2,96,18,811		8,26,000	3,04,44,811	15%			7,96,712	48,35,299			45,14,701		53,11,413
New Benz	93,50,000			93,50,000	15%			4,20,246	9,12,537			14,09,789		15,31,935
Software	20,24,226			23,22,326	25%	2,98,100		7,261	25,854			41,146		48,408
Air Conditioner	67,000			67,000	15%			6,61,530	13,64,530			68,35,470		29,97,000
Elevator	37,00,000		27,36,600	17,63,400	10%			19,152	51,633			1,72,367		1,91,519
Biddha Statue	2,24,000			2,24,000	10%									
Total	1,11,11,19,256		2,37,54,055	3,67,67,255				6,09,81,771	70,22,28,515			46,94,12,061		46,98,75,529



*Gish*  
 PRINCIPAL  
 AMC ENGINEERING COLLEGE  
 BENGALURU-560 083



**K.R. PARAMAHAMSA**  
 Chairman

**AMC ENGINEERING COLLEGE**  
 [ A UNIT OF PARAMAHAMSA FOUNDATION TRUST ]  
**BALANCE SHEET AS ON 31st MARCH 2019**

LIABILITIES	SCH	AS ON 31.03.2019	ASSETS	SCH	AS ON 31.03.2019
Capital Account	1	557,080,532	Fixed Assets	7	469,875,529
Corpus Fund	2	313,209,897	Investments	8	126,025,000
Loans	3	-	Deposits	9	296,487,538
Refundable Deposits	4	1,045,090	Loans & Advances	10	56,282,635
Sundry Creditors, Provisions and Payables	5	8,936,615	Cash and Bank Balances	11	37,668,784
Inter College Transfer	6	106,067,350			
<i>Total</i>		<b>986,339,484</b>	<i>Total</i>		<b>986,339,484</b>

As per our even date

For Muralidharan & Manogaran  
 Chartered Accountant  
 (FRNO8413S)

*R. Manogaran*  
 R. Manogaran (M No. 28598)



Amc Engineering College  
 For AMC ENGINEERING COLLEGE

*[Signature]*  
 Chairman

Date : 28.10.2019  
 Place : Bangalore



*G. Subbu*  
 PRINCIPAL  
 AMC ENGINEERING COLLEGE  
 BENGALURU - 560 083.

## AMC ENGINEERING COLLEGE

[ A UNIT OF PARAMAHAMSA FOUNDATION TRUST ]

### INCOME AND EXPENDITURE ACCOUNT FOR THE YEAR ENDED 31st MARCH 2019

EXPENDITURE	SCH	AMOUNT Rs	INCOME	SCH	AMOUNT Rs
Staff Expenses	15	119,091,153	Fees Collections	13	258,235,877
Academic Expenses	16	18,598,875	Other Income	14	32,489,629
Administrative Expenses	17	52,668,688	CORPUS Fund		
Financial Charges	18	150,725			
Depreciation on Assets	7	60,330,910			
Excess of income over Expenditure		39,885,155			
<b>Total</b>		<b>290,725,506</b>	<b>Total</b>		<b>290,725,506</b>
Allocated to Corpus Fund		-	Excess of income over expenditure		39,885,155
Excess of income over expenditure		39,885,155			
<b>Total</b>		<b>39,885,155</b>	<b>Total</b>		<b>39,885,155</b>

As per our even date.....

For Muralidharan & Manogaran  
Chartered Accountants  
(FRNO8413S)

*R. Manogaran*  
R. Manogaran (M No. 28598)



Amc Engineering College

Date : 28.10.2019  
Place : Bangalore

Chairman



For AMC ENGINEERING COLLEGE

*[Signature]*  
Chairman

**AMC ENGINEERING COLLEGE**

[ A UNIT OF PARAMAHAMSA FOUNDATION TRUST(R) ]  
**SCHEDULE TO BALANCE SHEET AS ON 31st MARCH 2019**

<b>PARTICULARS</b>		<b>AS ON 31.03.2019</b>
<b>SCHEDULE - 1 CAPITAL ACCOUNT</b>		
Opening Balance	517,195,377	
Add : Excess of income over expenditure	39,885,155	
<b>Total</b>		<b>557,080,532</b>
<b>SCHEDULE - 2 CORPUS FUND</b>		
Opening Balance	313,209,897	
Add : Additions During the Year	-	
<b>Total</b>		<b>313,209,897</b>
<b>SCHEDULE - 3 LOANS</b>		
<i>SECURED LOANS</i>		
<i>UNSECURED LOANS</i>		
<b>Total</b>		<b>-</b>
<b>SCHEDULE - 4 REFUNDABLE DEPOSITS / CURRENT LIABILITIES</b>		
KMDC Loan	135,090	
Balaji Xerox Center	50,000	
Canteen Deposit	50,000	
Rent Advance-SBM	750,000	
Pustak Xerox Center	60,000	
<b>Total</b>		<b>1,045,090</b>



for AMC ENGINEERING COLLEGE

  
Chairman




## AMC ENGINEERING COLLEGE

[ A UNIT OF PARAMAHAMSA FOUNDATION TRUST(r) ]  
SCHEDULE TO BALANCE SHEET AS ON 31st MARCH 2019

PARTICULARS		AS ON 31.03.2019
<b>SCHEDULE - 5 SUNDRY CREDITORS &amp; PROVISIONS</b>		
Extra Edege Techonology Solution Limited	51,840	
Karnataka Hardware	-	
Lakshmi Narayan	(3,794)	
Jade Studio	4,208,208	
Prakash Electricals	-	
Sajan Giri	20,000	
Saviram Khetaram Kumar	19,515	
Schindler India Pvt Ltd.,	60,446	
Shaik Moonirul Haque	150,937	
Shoaib U R Rehman A/c	35,600	
Syed Nasir	35,200	
Scholarship payable	2,931,870	
Technilab Instrument A/c	-	
The Fiance Officer - VTU Bangalore	25,590	
Expenses Payable	132,414	
Tds payable	7,421	
Provident fund payable	53,061	
ESIC Payable	35,597	
GST Payable	1,460,564	
Professional tax payable	65,200	
<b>Total</b>		<b>8,936,615</b>
<b>SCHEDULE - 6 INTER COLLEGE TRANSFER</b>		
AMC College	70,231,397	
Advanced Management College	12,361,172	
AMC School & PU College	12,341,533	
AMC Hostel	11,133,248	
<b>Total</b>		<b>106,067,350</b>
<b>SCHEDULE - 7 FIXED ASSETS</b>		
Enclosed Separately	469,875,529	
<b>Total</b>		<b>469,875,529</b>



For AMC ENGINEERING COLLEGE

  
Chairman




# AMC ENGINEERING COLLEGE


[ A UNIT OF PARAMAHAMSA FOUNDATION TRUST(r) ]

## SCHEDULE TO BALANCE SHEET AS ON 31st MARCH 2019

PARTICULARS		AS ON 31.03.2019
<b>SCHEDULE - 8</b>		
<b>INVESTMENTS</b>		
Aditya Birla Sun Life Low Duration Fund - 103632953	4,000,000	
Reliance Equity Opportunities Fund Scheme - 1	10,000,000	
Reliance Liquid Fund	2,500,000	
Reliance Yield Maximiser - III	10,000,000	
Reliance Yield Maximiser - Scheme Iv	10,000,000	
IDBI Diversifies Equity Fund	2,500,000	
IDBI Equity Advantage Fund	1,300,000	
IDBI India Top 100 Equity Fund	4,100,000	
IDBI Liquid Fund	2,500,000	
IDBI MF Tax Saving Fund	6,200,000	
Mirae Asset Cash Management Fund	2,500,000	
Mirae Asset Empining Blue Chip Fund	1,000,000	
Mirae Asset Emrging Bluechip Fund	6,500,000	
Mirae Asset Prudence Fund	2,500,000	
Mirae Asset Tax Saver Fund	2,500,000	
Mirae Asset India Opportunities Fund	3,500,000	
Mirae Asset Ultra Short Term Bond Fund	2,500,000	
Canara Robeco Emerging Equity Fund	2,500,000	
Edelweiss Large and Mid Cap Fund - Folio No;9021527	25,000,000	
Edelweiss Small Cap Fund	11,425,000	
Mutual Fund	500,000	
Principal Emerging Bluechip Fund	1,000,000	
Sundaram Select Micra Cap Fund	2,500,000	
Sundaram Select Mid Cap Fund	3,500,000	
Sundaram World Brand Fund Series III	500,000	
UTI Dividend Yield Fund	2,500,000	
UTI Master Share	2,500,000	
<b>Total</b>		<b>126,025,000</b>
<b>SCHEDULE - 9</b>		
<b>DEPOSITS</b>		
Deposit with South India Beverages Pvt Ltd	8,000	
Deposit with Arvind Mills	85,000	
Deposit with BECOM	1,354,226	
Deposit -KPTCL	907,906	
Fixed Deposit—Karnataka Bank	244,559,657	
Fixed Deposit—SBM	47,489,830	
Rent Advance—N.Uma Devi	35,000	
Short Term Deposit—UBI	88,575	
Fixed Deposit with Axis Bank	1,959,344	
<b>Total</b>		<b>296,487,538</b>



FOR AMC ENGINEERING COLLEGE

  
Chairman

**SCHEDULE - 10**  
**LOANS & ADVANCES**

Advance—Loganathan	492,470
Advance—Fire Safety Solution	846,097
Advance—Freeze Point Engineers	375,000
Advance—Global Education Trust	500,000
Advance—AICTE	200,000
Advance—Rent BHM	5,000,000
New Model Education Society R	8,005,000
Advance—Altafab	425,000
Advance—Land	8,500,000
Advance—Otis Elevator Co India Ltd	1,763,400
Advance—Vehicle Maintenance	273,485
Hindustan Housing Corporation (Staff Qtrs)	1,900,000
Teknix Elevators Pvt Ltd	975,000
Interest receivable from reliance yeild maximiser	556,510
Cet amount receivable	886,380
Examination Expenses - Advance	121,594
Accured Interest receivable - SBI	1,501,538
Tax deducted at source.	11,249,193
Add:during the year	3,083,038
Fees receivable from students	9,154,860

**Staff Advances**

Mr.Ashok.S	30,000
Mr. Bharath Reddy B H	12,000
Mr.Varadaraj R	8,000
Mr.Krishnaiah Chetty	100,000
Mr. L M Nagalingaswamy	100,000
Mr. Munikrishnappa D	17,000
Mr. Raghavendra S N	72,070
Mr. Renukappa G	25,000
Mr. Sampath (Driver)	1,000
Mr Krishna Murthy J (Driver)	9,000
Mr. Jayaram R	100,000

**Total**

**56,282,635**





**For AMC ENGINEERING COLLEGE**

*[Signature]*  
**Chairman**

## AMC ENGINEERING COLLEGE

[ A UNIT OF PARAMAHAMSA FOUNDATION TRUST ]  
**SCHEDULE TO BALANCE SHEET AS ON 31st MARCH 2019**

PARTICULARS		AS ON 31.03.2019
<b>SCHEDULE - 11</b>		
<b>CASH ON HAND AND BANK</b>		
<b>CASH ON HAND</b>		
Cash	65,198	
Cash HDFC	4,980	
Petty Cash	5,744	
<b>Total</b>		<b>75,922</b>
<b>BANK BALANCES</b>		
Union Bank of India - 435302010011673 Hostel Fee	48,260	
Union Bank of India - 435302010016283 Scholarship	6,819,771	
Union Bank of India - 435302010006932 University Fee	1,509,806	
Union Bank of India - 435302010006933 Tuition Fee	386,104	
Union Bank of India - 435302010016123 Training & Placem	1,063,355	
Union Bank of India - 4353020100006934 Corpus Fund	901,971	
Union Bank of India - 435302010007546 -LLS	21,978	
Union Bank of India - 435302010008389 Uniform Fee	18,251	
Union Bank of India - 435302010008390 -Transportation	56,123	
Union Bank of India - 435302010018563 P.F.Trust	62,886	
Union Bank of India - 435302010008809	7,829	
Union Bank of India - 435302010023378	12,378	
Karnataka Bank Limited a/c no:- 0982500110672101	853,606	
Karnataka Bank Limited a/c no: -0982500110672301	28,591	
HDFC 50100090051249	197,374	
State Bank India A/C-64186265742	25,938	
State Bank India A/c No-64601136710	281,570	
State Bank India ADMISSION FEE A/C NO.64 186266268	53,839	
State Bank India Scholarship A/c No-64186266235	19,490,302	
State Bank India CORPUSFUND A/C 64186266155	306,944	
State Bank India EXAM FEE A/C NO.64186266213	150,390	
State Bank India L/L/S A/C NO. 64186266188	(5,409)	
State Bank India MAINTANANCE A/C NO.64186266280	48,315	
State Bank India PLACEMENT & TRAINING A/C	95,632	
State Bank India TRANSPORT 64186266553	121,754	
State Bank India TUITION FEE A/C NO.64186266166	458,940	
State Bank India UNIFORM A/C.NO.64186266246	238,711	
State Bank India-UNIVERSITY FEE A/C NO.	1,729,002	
State Bank India - 64130581126	1,459,103	
State Bank India - 64138656936	25,797	
State Bank India - 37350786874	121,930	
State Bank India Collect 558171	207,086	
State Bank India - 37662532371	8,831	
State Bank India - 37662342303	8,831	
Axis Bank Ltd - 917010075002460	777,073	
<b>Total</b>		<b>37,592,862</b>



For AMC ENGINEERING COLLEGE

  
 Chairman

**AMC ENGINEERING COLLEGE**

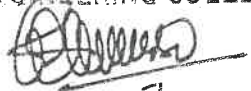
[ A UNIT OF PARAMAHAMSA FOUNDATION TRUST(R) ]

**SCHEDULE TO INCOME AND EXPENDITURE ACCOUNT  
FOR THE YEAR ENDED 31st MARCH 2019**

<b>PARTICULARS</b>		<b>AS ON 31.03.2019</b>
<b>SCHEDULE - 13 FEES COLLECTIONS</b>		
Tuition Fees	161,377,060	
LLS Fees	53,727,483	
Application & prospectus	633,540	
Admission Fees	2,082,500	
Group Insurance Fees	1,297,000	
Placement & Training	5,343,792	
Uniform Fees	5,587,500	
Transportation fees	867,000	
Exam Fees	11,737,147	
Univêrsity Fees	8,811,950	
Miscellaneous Income	6,770,905	
<b>Total</b>		<b>258,235,877</b>
<b>SCHEDULE - 14 OTHER INCOME</b>		
Bank Interest	2,580,439	
Consultancy Income	2,139,683	
Rental Income	6,741,036	
Interest on Fixed Deposit - AXIS	131,423	
Interest on Fixed Deposit - KBL	13,597,787	
Interest on Fixed Deposit - SBI	3,812,527	
Interest received from /Bescom	79,140	
Intererst receivable from Reliance Yeild Maximiser Alternat	2,092,805	
Interest on India Infoline Housing Finance	864,789	
Short term pprofit from sale of Mutual Fund	450,000	
<b>Total</b>		<b>32,489,629</b>



For AMC ENGINEERING COLLEGE

  
Chairman



**AMC ENGINEERING COLLEGE**  
 [ A UNIT OF PARAMAHAMSA FOUNDATION TRUST(R) ]  
**SCHEDULE TO INCOME AND EXPENDITURE ACCOUNT**  
**FOR THE YEAR ENDED 31st MARCH 2019**

PARTICULARS		AS ON 31.03.2019
<b>SCHEDULE - 15</b>		
<b>STAFF EXPENSES</b>		
Salaries	117,014,547	
Staff Welfare	194,030	
Provident Fund	0	
Visiting Faculty Remuneration	1,882,576	
<b>Total</b>		<b>119,091,153</b>
<b>SCHEDULE - 16</b>		
<b>ACADEMIC EXPENSES</b>		
Affiliation Fees	1,208,785	
Admission Expenses	258,988	
Medicine Expenses	10,163	
Examination Expenses	14,500,109	
Functions & Seminars	535,380	
Lab Expenses- chemistry	165,797	
Lab Expenses - MBA	5,133	
Lab Expenses - Information and Science	169,766	
Lab Expenses - Computer Science	127,134	
Lab Expenses - Mechanical Engineering	222,504	
Lab Expenses - Physics	100,083	
Lab Expenses - Electronics & Electricals	340,560	
Lab Expenses - Electronics & Communication Engineering	140,310	
Lab Expenses - Civil	126,783	
Sports & Games	63,836	
Student Welfare	437,544	
Skill Development Programme for Student	186,000	
<b>Total</b>		<b>18,598,875</b>




**For AMC ENGINEERING COLLEGE**

*[Signature]*  
**Chairman**



**AMC ENGINEERING COLLEGE**  
 [ A UNIT OF PARAMAHAMSA FOUNDATION TRUST(R) ]  
**SCHEDULE TO INCOME AND EXPENDITURE ACCOUNT**  
**FOR THE YEAR ENDED 31st MARCH 2019**

PARTICULARS		AS ON 31.03.2019
<b>SCHEDULE - 17</b>		
<b>ADMINISTRATIVE EXPENSES</b>		
Advertisement Expenses	4,577,801	
Audit fees	244,726	
Building Maintenance	365,145	
Business Promotion	792,750	
Computer Maintenance	27,435	
Conveyance	74,694	
CET Charges Allowed	1,264,400	
Donation	2,006,000	
Electricity & Water Charges	5,481,764	
Internet exps	768,181	
Legal Charges	561,000	
Subscription & Renewal Charges	137,295	
Miscellaneous Expenses	43,269	
News Paper & Periodicals	19,398	
Office Maintenance	467,008	
Postage & Courier	24,755	
Printing & Stationary	5,918,686	
Professional Charges	790,000	
Professional tax renewal charges	7,500	
Property Tax	-	
Rent	17,053,392	
Repairs & Maintenance	1,350,158	
Rates & Taxes	-	
SMS Expenses	1,220,802	
Telephone Charges	194,569	
Tours & Travels	184,287	
Uniform Expenses	208,414	
University exps	5,365,557	
Vehicles Repairs & Maintenance	3,454,008	
Vehicles Insurance	435,788	
Website Expenses	46,734	
<b>Total</b>		<b>52,668,688</b>
<b>SCHEDULE - 18</b>		
<b>FINANCIAL CHARGES</b>		
Bank Charges	78,616	
Interest on Loan Demand Loan - KBL	71,199	
Interest paid on Car Loan	910	
<b>Total</b>		<b>150,725</b>



For AMC ENGINEERING COLLEGE

Chairman


## AMC ENGINEERING COLLEGE

[ A UNIT OF PARAMAHAMSA FOUNDATION TRUSTEES ]  
**SCHEDULE TO FIXED ASSETS AS ON 31st MARCH 2019**

Particulars	Gross Block			Depreciation			Net Block	
	As on 01.04.2018	Additions / Sale during the year		Up to 31.03.18	For the Year	Up to 31.03.2019	As on 31.03.2019	As on 31.03.2018
		Before 30.09.2018	After 01.10.2018					
Land	30,688,728						30,688,728	30,688,728
Books	33,315,799	96,939	2,106,547	29,646,657	1,927,742	31,574,399	3,944,886	3,669,142
Building—Library Block	58,949,197		5,557,627	24,801,014	3,692,700	28,493,714	36,013,110	34,148,183
Building—ADM Block	110,643,153			48,130,810	6,251,234	54,382,044	56,261,109	62,512,343
Building A/c	206,712,421	10,172,932	23,851,492	98,928,115	12,988,298	111,916,413	128,820,431	107,784,306
Building A/c—Road Work	707,003			281,633	42,537	324,170	382,833	425,370
Building—Mechanical Block	62,699,792			38,456,811	2,424,298	40,881,109	21,818,683	24,242,981
Building—Hostel Block	123,256,499			74,535,108	4,872,139	79,407,247	43,849,252	48,721,391
Building—Hotel	6,315,542			3,660,355	265,519	3,925,874	2,389,668	2,655,187
Mgmt/Kitchen Block	51,166,822			23,493,795	2,767,303	26,261,098	24,905,724	27,673,027
Building—Hostel Building II Block	39,947,872			22,432,760	1,751,511	24,184,271	15,763,601	17,515,112
Building—New Pavilion	923,712						923,712	923,712
Flat @ Delhi KKE	134,415,219	317,327	13,386,323	113,926,698	10,999,604	124,926,302	23,192,567	20,488,521
Computers & Printers			580,081			116,016	464,065	
Digital Camera			565,801			26,614,509	26,182,741	26,845,960
Furnitures & Fixtures	50,582,709	1,648,740	6,405,716	3,748,920	397,897	4,146,817	2,258,899	2,535,603
Office Equipment	6,284,523	112,890	8,303	616,921	80,041	696,963	453,567	533,609
Projector	1,150,530			1,564,198	344,211	1,908,410	1,950,530	2,294,742
UPS A/c	3,858,940			6,203,853	90,563	6,294,416	513,188	603,751
Buses	6,807,604							

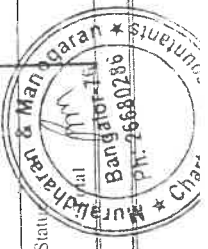


**For AMC ENGINEERING COLLEGE**  
  
**Chairman**



Car—Ford Endour	1,145,000			1,145,000	15%	1,145,000	45,370	1,145,000	257,095	302,465
JCB	1,200,000			1,200,000	15%	897,535	177,980	942,905	1,008,554	1,186,535
Generator	2,341,000			2,341,000	15%	1,154,465				
Car	2,800,000			2,800,000	15%	2,094,250	105,862	2,200,113	599,887	705,750
Car—BMW	929,287			929,287	15%	773,777	23,327	797,103	132,184	155,510
Car—Honda City	1,755,000			1,755,000	15%	1,597,726	23,591	1,621,317	133,683	157,274
Car—Toyota Qualis	141,800			141,800	15%	119,850	3,292	123,143	18,657	21,950
Tractor	1,453,904			1,453,904	15%	1,088,281	54,843	1,143,124	310,780	365,623
Car—Maruti Swift	832,000			832,000	15%	585,283	37,008	622,291	209,709	246,717
Car—Tata Winger	1,708,566			1,708,566	15%	950,466	113,715	1,064,181	644,385	758,100
Car—Innova Toyota	6,762,065			6,762,065	15%	3,496,963	489,765	3,986,729	2,775,336	3,265,102
Mercedes-Benz Car	515,000		620,059	1,135,059	15%	335,336	73,454	408,790	726,269	179,665
Car	1,624,854			1,624,854	15%	1,096,956	79,185	1,176,141	448,713	527,898
Lab—Chemistry				42,938	15%		6,441	6,441	36,497	
Lab—Civil	2,604,852		214,222	2,887,881	15%	1,422,369	203,760	1,626,129	1,261,752	1,182,483
Lab—Electronics & Communic	5,354,058		5,746	5,411,725	15%	3,427,154	297,255	3,724,409	1,687,316	1,926,904
Lab—Electric & Electronics En	6,331,731			6,331,731	15%	5,787,667	81,610	5,869,277	462,454	544,064
Lab—Electronics	1,905,679			1,905,679	15%	1,489,093	62,488	1,551,581	354,098	416,586
Lab—Telecom	5,731,824		232,126	6,084,694	15%	5,293,493	101,271	5,394,763	689,931	438,331
Lab—Electrical Equipment	279,987			279,987	15%	197,299	12,403	209,702	70,285	82,688
Lab—Telecommunication	16,731,018		196,952	16,927,970	15%	11,622,834	795,770	12,418,605	4,509,365	5,108,184
Lab—Mechanical	559,510			559,510	15%	465,279	14,135	479,414	80,096	94,231
Lab—Physics	533,502			533,502	15%	367,455	24,907	392,362	141,140	166,047
Lab—MCA	14,510,000			14,510,000	15%	8,534,732	896,290	9,431,022	5,078,978	5,975,268
New Buses - Vehicle	29,482,608		136,203	29,618,811	15%	9,170,819	3,067,199	12,238,018	17,380,793	20,311,789
Lab—Equipment	9,350,000			9,350,000	15%	3,101,279	937,308	4,038,587	5,311,413	6,248,721
New Benz	1,051,422		960,952	2,024,226	25%	141,805	350,486	492,291	1,531,935	909,617
Software	67,000			67,000	15%	10,050	8,543	18,593	48,408	56,950
Air Conditioner	3,700,000			3,700,000	10%	370,000	333,000	703,000	2,997,000	3,330,000
Elevator	224,000			224,000	10%	11,201	21,280	32,481	191,519	212,800
Biddha Statu	1,050,051,730		48,089,279	1,111,119,256		580,912,817	60,330,910	641,243,727	469,875,529	469,138,916

For AMC ENGINEERING COLLEGE





**AMC ENGINEERING COLLEGE**  
 [ A UNIT OF PARAMAHAMSA FOUNDATION TRUST ]  
**BALANCE SHEET AS ON 31st MARCH 2019**

LIABILITIES	SCH	AS ON 31.03.2019	ASSETS	SCH	AS ON 31.03.2019
Capital Account	1	55,49,19,489	Fixed Assets	7	48,61,23,283
Corpus Fund	2	31,32,09,897	Investments	8	13,60,25,000
Loans	3	-	Deposits	9	29,09,23,337
Refundable Deposits	4	10,45,090	Loans & Advances	10	5,23,16,929
Sundry Creditors, Provisions and Payables	5	76,61,852	Cash and Bank Balances	11	4,72,84,166
Inter College Transfer	6	13,58,36,388			
<b>Total</b>		<b>1,01,26,72,716</b>	<b>Total</b>		<b>1,01,26,72,715</b>

As per our even date


For Muralidharan & Manogara  
 Chartered Accountant  
 (FRNO8413S)

*R.Manogaran (M No.28598)*

Date :14.09.2019

Place : Bangalore

*A.G. Nataraj*  
**PRINCIPAL**  
**AMC ENGINEERING COLLEGE**  
**BENGALURU - 560 083.**



## AMC ENGINEERING COLLEGE

[ A UNIT OF PARAMAHAMSA FOUNDATION TRUST ]

### INCOME AND EXPENDITURE ACCOUNT FOR THE YEAR ENDED 31st MARCH 2019

<i>EXPENDITURE</i>	<i>SCH</i>	<i>AMOUNT Rs</i>	<i>INCOME</i>	<i>SCH</i>	<i>AMOUNT Rs</i>
Staff Expenses	15	11,91,84,299	Fees Collections	13	24,43,26,455
Academic Expenses	16	32,97,990	Other Income	14	2,37,14,295
Administrative Expenses	17	4,60,32,410	CORPUS Fund		
Financial Charges	18	1,41,634			
Depreciation on Assets	7	6,16,60,306			
Excess of income over Expenditure		3,77,24,112			
<b>Total</b>		<b>26,80,40,750</b>	<b>Total</b>		<b>26,80,40,750</b>
			Excess of income over expenditure		3,77,24,112
Allocated to Corpus Fund		-			
Excess of income over expenditure		3,77,24,112			
<b>Total</b>		<b>3,77,24,112</b>	<b>Total</b>		<b>3,77,24,112</b>


As per our even date

For Muralidharan & Manogaran  
Chartered Accountant  
(FRNO8413S)

*R.Manogaran (M No.28598)*

Date :30.10.2019

Place : Bangalore



**AMC ENGINEERING COLLEGE**

[ A UNIT OF PARAMAHAMSA FOUNDATION TRUST ]

**SCHEDULE TO BALANCE SHEET AS ON 31st MARCH 2019**

<b>PARTICULARS</b>		<b>AS ON 31.03.2019</b>
<b>SCHEDULE - 1 CAPITAL ACCOUNT</b>		
Opening Balance	51,71,95,377	
Add : Excess of income over expenditure	3,77,24,112	
<b>Total</b>		<b>55,49,19,489</b>
<b>SCHEDULE - 2 CORPUS FUND</b>		
Opening Balance	31,32,09,897	
Add : Additions During the Year	-	
<b>Total</b>		<b>31,32,09,897</b>
<b>SCHEDULE - 3 LOANS</b>		
<b>SECURED LOANS</b>		
State Bank of Mysore—New Benz Car Loan		
<b>UNSECURED LOANS</b>		
<b>Total</b>		-
<b>SCHEDULE - 4 REFUNDABLE DEPOSITS / CURRENT LIABILITIES</b>		
KMDC Loan	1,35,090	
Balaji Xerox Center	50,000	
Canteen Deposit	50,000	
Rent Advance-SBM	7,50,000	
Pustak Xerox Center	60,000	
<b>Total</b>		<b>10,45,090</b>



**AMC ENGINEERING COLLEGE**  
 [ A UNIT OF PARAMAHAMSA FOUNDATION TRUST ]  
**SCHEDULE TO BALANCE SHEET AS ON 31st MARCH 2019**

PARTICULARS		AS ON 31.03.2019
<b>SCHEDULE - 5</b>		
<b>SUNDRY CREDITORS &amp; PROVISIONS</b>		
AF Suply Chain Solution	1,09,725	
Extra Edege Techonology Solution Limited	51,840	
Reliance Tailors	11,81,559	
Sajan Giri	20,000	
Saviram Khetaram Kumar	19,515	
Schindler India Pvt Ltd.,	1,75,983	
Shoaib U R Rehman A/c	35,600	
Advance Received From students	19,26,757	
Scholarship Payable	26,13,777	
Tds payable	6,828	
Provident fund payable	54,712	
ESIC Payable	40,392	
GST Payable	14,76,089	
Professional tax payable	58,800	
<b>Total</b>		<b>76,61,852</b>
<b>SCHEDULE - 6</b>		
<b>INTER COLLEGE TRANSFER</b>		
AMC College	8,72,04,263	
Advanced Management College	1,74,03,862	
AMC School & PU College	1,71,06,710	
AMC Hostel	1,41,21,553	
<b>Total</b>		<b>13,58,36,388</b>
<b>SCHEDULE - 7</b>		
<b>FIXED ASSETS</b>		
Enclosed Seperately	46,52,45,464	
<b>Total</b>		<b>46,52,45,464</b>



# AMC ENGINEERING COLLEGE

[ A UNIT OF PARAMAHAMSA FOUNDATION TRUST ]

## SCHEDULE TO BALANCE SHEET AS ON 31st MARCH 2019

PARTICULARS		AS ON 31.03.2019
<b>SCHEDULE - 8</b>		
<b>INVESTMENTS</b>		
ABSL Mutual Fund CMS Pool A/c	1,00,00,000	
Reliance Equity Opportunities Fund Scheme - 1	1,00,00,000	
Reliance Liquid Fund	25,00,000	
Reliance Yield Maximiser - III	1,00,00,000	
Reliance Yield Maximiser - Scheme Iv	1,00,00,000	
IDBI Diversifies Equity Fund	25,00,000	
IDBI Equity Advantage Fund	13,00,000	
IDBI India Top 100 Equity Fund	41,00,000	
IDBI Liquid Fund	25,00,000	
IDBI MF Tax Saving Fund	62,00,000	
Mirae Asset Cash Management Fund	25,00,000	
Mirae Asset Empining Blue Chip Fund	10,00,000	
Mirae Asset Emrging Bluechip Fund	65,00,000	
Mirae Asset Prudence Fund	25,00,000	
Mirae Asset Tax Saver Fund	25,00,000	
Mirae Asset India Opportunities Fund	35,00,000	
Mirae Asset Ultra Short Term Bond Fund	25,00,000	
Aditya Birla Sun Life Frontline Equity Fund - Growt	40,00,000	
Canara Robeco Emerging Equity Fund	25,00,000	
Edelweiss Large and Mid Cap Fund - Folio No;902152	2,50,00,000	
Edelweiss Small Cap Fund	1,14,25,000	
Mutual Fund	5,00,000	
Principal Emerging Bluechip Fund	10,00,000	
Sundaram Select Micra Cap Fund	25,00,000	
Sundaram Select Mid Cap Fund	35,00,000	
Sundaram World Brand Fund Series III	5,00,000	
UTI Dividend Yield Fund	25,00,000	
UTI Master Share	25,00,000	
<b>Total</b>		<b>13,60,25,000</b>
<b>SCHEDULE - 9</b>		
<b>DEPOSITS</b>		
Deposit with South India Beverages Pvt Ltd	8,000	
Deposit with Arvind Mills	85,000	
Deposit with BECOM	13,54,226	
Deposit -KPTCL	9,07,906	
Fixed Deposit—Karnataka Bank	23,81,27,558	
Fixed Deposit—SBM	4,83,19,228	
Rent Advance—N.Uma Devi	35,000	
Short Term Deposit—UBI	88,575	
Fixed Deposit with Axis Bank	19,59,344	
<b>Total</b>		<b>29,08,84,837</b>



**SCHEDULE - 10**  
**LOANS & ADVANCES**

Advance—Loganathan	4,92,470	
Advance—Fire Safety Solution	8,46,097	
Advance—Freeze Point Engineers	3,75,000	
Advance—Global Education Trust	5,00,000	
Advance - Exam Remuneration	-	
Advance—AICTE	2,00,000	
Advance—Rent BHM	50,00,000	
New Model Education Society R	80,05,000	
Advance—Altafab	4,25,000	
Advance—Land	85,00,000	
Advance—Otis Elevator Co India Ltd	17,63,400	
Advance—Vehicle Maintenance	73,485	
Advance- Examination Expenses	6,71,185	
Hindustan Housing Corporation (Staff Qtrs)	19,00,000	
Teknix Elevators Pvt Ltd	9,75,000	
Interest receivable from reliance yeild maximiser	-	
Cet amount receivable	-	
Tax deducted at source	1,21,09,714	
Add:during the year	30,64,614	
Fees receivable from students	69,15,894	
<b>Staff Advances</b>		
Mr.Ashok.S	30,000	
Mr. Bharath Reddy B H	12,000	
Mr.Jayaram R	1,00,000	
Mr.Varadaraj R	8,000	
Mr.Krishnaiah Chetty	1,00,000	
Mr.Krishna Murthy J	9,000	
Mr. L M Nagalingaswamy	1,00,000	
Mr. Munikrishnappa D	17,000	
Mr. Raghavendra S N	72,070	
Mr. Renukappa G	25,000	
Mr. Sampath (Driver)	1,000	
Mr. T.Rambabu	6,000	
Mr. G V Srinivas (Accounts)	20,000	
<b>Total</b>		<b>5,23,16,929</b>



**AMC ENGINEERING COLLEGE**

[ A UNIT OF PARAMAHAMSA FOUNDATION TRUST ]

**SCHEDULE TO BALANCE SHEET AS ON 31st MARCH 2019**

<b>PARTICULARS</b>		<b>AS ON 31.03.2019</b>
<b>SCHEDULE - 11 CASH ON HAND AND BANK</b>		
<b>CASH ON HAND</b>		
Cash		
Cash HDFC	4,980	
Petty Cash	5,746	
<b>Total</b>		<b>10,726</b>
<b>BANK BALANCES</b>		
Union Bank of India - 11673 Hostel Fee	46,624	
Union Bank of India - 16283 Scholarship	69,56,448	
Union Bank of India - 6932 University Fee	15,09,806	
Union Bank of India - 6933 Tuition Fee	3,86,252	
Union Bank of India - 6934 Corpus Fund	9,01,971	
Union Bank of India - 7546 -LLS	21,978	
Union Bank of India - 8389 Uniform Fee	18,251	
Union Bank of India - 8390 -Transportation	56,123	
Union Bank of India - 18563 P.F.Trust	62,886	
Union Bank of India - 8809	7,561	
Union Bank of India - 435302010023378	11,955	
Karnataka Bank Limited - 106721 P.F.Trust	8,53,605	
Karnataka Bank Limited - 106723 Tuition Fee	28,591	
HDFC 50100090051249	1,88,680	
SBM A/C-64186265742	9,34,116	
SBM A/c No-36710	2,81,569	
SBM ADMISSION FEE A/C NO.64186266268	53,839	
SBM Scholarship A/c No-64186266235	2,18,10,232	
SBM CORPUSFUND A/C 64186266155	3,78,275	
SBM EXAM FEE A/C NO.64186266213	1,56,796	
SBM L/L/S A/C NO. 64186266188	1,67,395	
SBM MAINTANANCE A/C NO.64186266280	46,168	
SBM PLACEMENT & TRAINING A/C NO.64186266291	95,632	
SBM TRANSPORT 64186266553	1,53,959	
SBM TUITION FEE A/C NO.64186266166	11,52,827	
SBM UNIFORM A/C.NO.64186266246	2,65,711	
SBM-UNIVERSITY FEE A/C NO. 64186266202	17,29,002	
State Bank of Mysore - 64130581126	69,29,803	
State Bank of Mysore - 64138656936	-	
State Bank of Mysore Collect 558171	8,00,188	
Axis Bank - 2460	2,03,841	
Training & Placement—435302010016123	10,63,355	
<b>Total</b>		<b>4,72,73,438</b>




**AMC ENGINEERING COLLEGE**

[ A UNIT OF PARAMAHAMSA FOUNDATION TRUST ]

**SCHEDULE TO INCOME AND EXPENDITURE ACCOUNT  
FOR THE YEAR ENDED 31st MARCH 2019**

<b>PARTICULARS</b>		<b>AS ON 31.03.2019</b>
<b>SCHEDULE - 13 FEES COLLECTIONS</b>		
Tuition Fees	18,32,66,568	
LLS Fees	3,27,01,846	
Application & prospectus	6,33,540	
Admission Fees	20,82,500	
Group Insurance Fees	12,97,500	
Placement & Training	46,59,749	
Uniform Fees	55,87,500	
Transportation fees	9,01,000	
Exam Fees	23,92,947	
University Fees	92,85,600	
Miscellaneous Income	15,17,706	
<b>Total</b>		<b>24,43,26,455</b>
<b>SCHEDULE - 14 OTHER INCOME</b>		
Bank Interest	16,22,715	
Consultancy Income	26,29,683	
Interest on Fixed Deposit - AXIS	1,31,423	
Interest on Fixed Deposit - KBL	1,43,95,093	
Interest on Fixed Deposit - SBI	24,87,922	
Interest received from /Bescom	79,160	
Intererst receivable from Mutual funds	23,68,299	
<b>Total</b>		<b>2,37,14,295</b>





**AMC ENGINEERING COLLEGE**  
 [ A UNIT OF PARAMAHAMSA FOUNDATION TRUST ]  
**SCHEDULE TO INCOME AND EXPENDITURE ACCOUNT**  
**FOR THE YEAR ENDED 31st MARCH 2018**

<i>PARTICULARS</i>		<i>AS ON</i> <i>31.03.2019</i>
<b>SCHEDULE - 15</b>		
<b>STAFF EXPENSES</b>		
Salaries	11,71,71,840	
Staff Welfare	2,71,374	
Provident Fund	0	
Visiting Faculty Remuneration	17,41,085	
<b>Total</b>		<b>11,91,84,299</b>
<b>SCHEDULE - 16</b>		
<b>ACADEMIC EXPENSES</b>		
Affiliation Fees	4,00,000	
Admission Expenses	2,68,988	
Medicine Expenses	10,163	
Functions & Seminars	5,31,380	
Lab Expenses- chemistry	1,65,797	
Lab Expenses	5,133	
Lab Expenses - Information and Science	1,79,962	
Lab Expenses - Computer Science	1,27,134	
Lab Expenses - Mechanical Engineering	2,27,814	
Lab Expenses - Physics	1,00,083	
Lab Expenses - Electrical & Electronics Engineering	3,40,560	
Lab Expenses - Electronics & Communication Engineering	1,40,310	
Lab Expenses - Civil	1,26,786	
Sports & Games	25,336	
Student Welfare	4,37,544	
Skill Development Programme for Student	2,11,000	
<b>Total</b>		<b>32,97,990</b>




**AMC ENGINEERING COLLEGE**  
 [ A UNIT OF PARAMAHAMSA FOUNDATION TRUST ]  
**SCHEDULE TO INCOME AND EXPENDITURE ACCOUNT**  
**FOR THE YEAR ENDED 31st MARCH 2019**

PARTICULARS		AS ON 31.03.2019
<b>SCHEDULE - 17</b>		
<b>ADMINISTRATIVE EXPENSES</b>		
Advertisement Expenses	44,33,446	
Auditing Charges	2,44,726	
Building Maintenance	3,65,145	
Business Promotion	23,625	
Computer Maintenance	35,683	
Conveyance	76,234	
CET Charges Allowed	12,64,400	
Donation	20,06,000	
Electricity & Water Charges	54,85,858	
Internet exps	7,68,181	
Legal Charges	5,61,000	
Subscription & Renewal Charges	1,64,359	
Miscellaneous Expenses	31,847	
Naac Accrediation & Assessment Fee	-	
Office Maintenance	4,82,231	
Postage & Courier	24,175	
Printing & Stationary	52,30,389	
Professional Charges	7,90,000	
Rent	1,08,32,872	
Repairs & Maintenance	13,73,602	
Rates & Taxes	10,000	
SMS Expenses	12,20,802	
Telephone Charges	1,95,050	
Tours & Travels	1,84,287	
Uniform Expenses	9,73,145	
University exps	53,65,557	
Vehicles Repairs & Maintenance	34,54,008	
Vehicles Insurance	4,35,788	
Website Expenses	37,268	
<b>Total</b>		<b>4,60,32,410</b>
<b>SCHEDULE - 18</b>		
<b>FINANCIAL CHARGES</b>		
Bank Charges	71,026	
Interest on Loan Demand Loan - KBL	69,068	
Interest paid on Car Loan	1,540	
<b>Total</b>		<b>1,41,634</b>




**AMC ENGINEERING COLLEGE**  
 A UNIT OF PARAMAHANSA FOUNDATION TRUST I  
**SCHEDULE TO FIXED ASSETS AS ON 31st MARCH 2019**



Particulars	Gross Block				Depreciation				Net Block	
	As on 01.04.2018	Additions / Sale during the year		As on 31.03.2019	Up to 31.03.18	Rate of Dep %	For the Year	Up to 31.03.2019	As on 31.03.2019	As on 31.03.2018
		Before 30.09.2018	After 01.10.2018							
Land	3,06,88,728			3,06,88,728		0%			3,06,88,728	3,06,88,728
Books	3,33,15,797	96,934	21,06,547	3,55,19,278	2,96,46,657	40%	19,27,739	3,15,74,396	39,44,882	36,69,140
Building—Library Block	5,89,49,197		13,49,419	6,02,98,616	2,48,01,014	10%	34,82,289	2,82,83,303	3,20,15,313	3,41,48,183
Building—ADM Block	11,06,43,153			11,06,43,153	4,81,30,810	10%	62,51,234	5,43,82,044	5,62,61,109	6,25,12,343
Building A/c	20,67,12,421	3,90,21,280	2,31,55,790	26,88,89,491	9,89,28,115	10%	1,58,38,348	11,47,66,463	15,41,23,028	10,77,84,306
Building A/c—Road Work	7,07,003			7,07,003	2,81,633	10%	42,537	3,24,170	3,82,833	4,25,370
Building—Mechanical Block	6,26,99,792			6,26,99,792	3,84,56,811	10%	24,24,298	4,08,81,109	2,18,18,683	2,42,42,981
Building—Hostel Block	12,32,56,499			12,32,56,499	7,45,35,108	10%	48,72,139	7,94,07,247	4,38,49,252	4,87,21,391
Building—Hotel	63,15,542			63,15,542	36,60,355	10%	2,65,519	39,25,874	23,89,668	26,55,187
Mgmt/Kitchen Block	5,11,66,822			5,11,66,822	2,34,93,795	10%	27,67,303	2,62,61,098	2,49,05,724	2,76,73,027
Building—Hostel Building II Block	3,99,47,872			3,99,47,872	2,24,32,760	10%	17,51,511	2,41,84,271	1,57,63,601	1,75,15,112
Building—New Pavilion	9,23,712			9,23,712	-	0%	-	-	9,23,712	9,23,712
Flat @ Delhi KKE	13,44,15,219	3,17,327	71,94,332	14,19,26,878	11,39,26,698	40%	97,61,206	12,36,87,904	1,82,38,975	2,04,88,521
Computers & Printers			5,80,081							
Digital Camera										
Furnitures & Fixtures	5,05,82,709	17,58,465	5,10,931	5,28,52,105	2,37,36,749	10%	28,83,989	2,66,22,738	2,62,29,367	2,68,45,960
Office Equipment	62,84,523	1,07,080	28,828	64,20,431	37,48,920	15%	3,98,564	41,47,485	22,72,946	25,35,603
Projector	11,50,530			11,50,530	6,16,921	15%	80,041	6,96,963	4,53,567	5,33,609
UPS A/c	38,58,940			38,58,940	15,64,198	15%	3,44,211	19,08,410	19,50,530	22,94,742
Buses	68,07,604			68,07,604	62,03,853	15%	90,563	62,94,416	5,13,188	6,03,751

Car—Ford Endour	11,45,000			11,45,000	11,45,000	15%		11,45,000	2,57,095	3,02,465		
JCB	12,00,000			12,00,000	8,97,535	15%	45,370	9,42,905	2,57,095	3,02,465		
Generator	23,41,000			23,41,000	11,54,465	15%	1,77,980	13,32,446	10,08,554	11,86,535		
Car	6,20,059			6,20,059	46,504	15%	46,504	46,504	5,73,555			
Car—BMW	28,00,000			28,00,000	20,94,250	15%	1,05,862	22,00,113	5,99,887	7,05,750		
Car—Honda City	9,29,287			9,29,287	7,73,777	15%	23,327	7,97,103	1,32,184	1,55,510		
Car—Toyota Qualis	17,55,000			17,55,000	15,97,726	15%	23,591	16,21,317	1,33,683	1,57,274		
Tractor	1,41,800			1,41,800	1,19,850	15%	3,292	1,23,143	18,657	21,950		
Car—Maruti Swift	14,53,904			14,53,904	10,88,281	15%	54,843	11,43,124	3,10,780	3,65,623		
Car—Tata Winger	8,32,000			8,32,000	5,85,283	15%	37,008	6,22,291	2,09,709	2,46,717		
Car—Innova Toyota	17,08,566			17,08,566	9,50,466	15%	1,13,715	10,64,181	6,44,385	7,58,100		
Mercedes-Benz Car	67,62,065			67,62,065	34,96,963	15%	4,89,765	39,86,729	27,75,336	32,65,102		
Car	5,15,000			5,15,000	3,35,336	15%	26,950	3,62,285	1,52,715	1,79,665		
Lab—Chemistry	16,24,854			16,24,854	10,96,956	15%	79,185	11,76,141	4,48,713	5,27,898		
Lab—Civil	42,938			42,938								
Lab—Electronics & Communi	26,04,852			26,04,852	14,22,369	15%	2,02,451	16,24,821	12,45,610	11,82,483		
Lab—Electric & Electronics Ei	53,54,058			53,54,058	34,27,154	15%	2,97,255	37,24,409	16,87,316	19,26,904		
Lab—Electronics	63,31,731			63,31,731	57,87,667	15%	81,610	58,69,277	4,62,454	5,44,064		
Lab—Telecom	19,05,679			19,05,679	14,89,093	15%	62,488	15,51,581	3,54,098	4,16,586		
Lab—Electrical Equipment	57,31,824			57,31,824	52,93,493	15%	1,01,002	53,94,494	6,86,613	4,38,331		
Lab—Telecommunication	2,79,987			2,79,987	1,97,299	15%	12,403	2,09,702	70,285	82,688		
Lab—Mechanical	1,67,31,018			1,67,31,018	1,16,22,834	15%	7,95,770	1,24,18,605	45,09,365	51,08,184		
Lab—Physics	5,59,510			5,59,510	4,65,279	15%	14,135	4,79,414	80,096	94,231		
Lab—MCA	5,33,502			5,33,502	3,67,455	15%	24,907	3,92,362	1,41,140	1,66,047		
New Buses - Vehicle	1,45,10,000			1,45,10,000	85,34,732	15%	8,96,290	94,31,022	50,78,978	59,75,268		
Lab—Equipment	2,94,82,608			2,94,82,608	91,70,819	15%	30,67,199	1,22,38,018	1,73,80,793	2,03,11,789		
New Benz	93,50,000			93,50,000	31,01,279	15%	9,37,308	40,38,587	53,11,413	62,48,721		
Software	10,51,422			10,51,422	1,41,805	25%	3,90,311	5,32,116	18,10,710	9,09,617		
Air Conditioner	67,000			67,000	10,050	15%	8,543	18,593	48,408	56,950		
Elevator	37,00,000			37,00,000	3,70,000	10%	3,37,590	7,07,590	30,84,203	33,30,000		
Biddha Statue	2,24,000			2,24,000	22,400	10%	20,160	42,560	1,81,440	2,12,800		
<b>Total</b>	<b>1,05,00,51,730</b>			<b>4,19,30,503</b>	<b>3,73,48,389</b>		<b>1,12,87,07,603</b>	<b>58,09,24,014</b>	<b>6,16,60,306</b>	<b>64,25,84,320</b>	<b>48,61,23,283</b>	<b>46,91,38,916</b>

  
**PRINCIPAL**  
**MCCN ENGINEERING COLLEGE**  
**BENGALURU-83**

**AMC ENGINEERING COLLEGE**

**BALANCE SHEET**

**AS ON 31<sup>st</sup> MARCH 2018**




*Guida*  
PRINCIPAL  
AMC ENGINEERING COLLEGE  
BENGALURU - 560 083.

# AMC ENGINEERING COLLEGE


[ A UNIT OF PARAMAHAMSA FOUNDATION TRUST ]  
**SCHEDULE TO FIXED ASSETS AS ON 31st MARCH 2018**

Particulars	Gross Block			Depreciation				Net Block		
	As on 01.04.2017	Additions / Sale during the year		As on 31.03.2018	Up to 31.03.17	Rate of Dep %	For the Year	Up to 31.03.2018	As on 31.03.2018	As on 31.03.2017
		Before 30.09.2017	After 01.10.2017							
Land	4,13,53,728	-	(1,06,65,000)	3,06,88,728	-	0%	-	-	3,06,88,728	4,13,53,728
Books	3,06,15,307	1,01,788	25,98,702	3,33,15,797	2,80,66,797	40%	15,79,860	2,96,46,657	36,69,140	25,48,510
Building---Library Block	5,89,49,197	-	-	5,89,49,197	2,10,06,771	10%	37,94,243	2,48,01,014	3,41,48,183	3,79,42,426
Building---ADM Block	11,06,43,153	-	-	11,06,43,153	4,11,84,994	10%	69,45,816	4,81,30,810	6,25,12,343	6,94,58,159
Building A/c	19,30,73,508	58,48,419	77,90,494	20,67,12,421	8,73,84,886	10%	1,15,43,229	9,89,28,115	10,77,84,306	10,56,88,622
Building A/c---Road Work	6,88,608	18,395	-	7,07,003	2,34,370	10%	47,263	2,81,633	4,25,370	4,54,238
Building---Mechanical Block	6,26,99,792	-	-	6,26,99,792	3,57,63,146	10%	26,93,665	3,84,56,811	2,42,42,981	2,69,56,646
Building---Hostel Block	12,32,56,499	-	-	12,32,56,499	6,91,21,620	10%	54,13,488	7,45,35,108	4,87,21,391	5,41,34,879
Building---Hotel Mgmt/Kitchen Block	63,15,542	-	-	63,15,542	33,65,334	10%	2,95,021	36,60,355	26,55,187	29,50,208
Building---Hostel Building II Block	5,11,66,822	-	-	5,11,66,822	2,04,19,014	10%	30,74,781	2,34,93,795	2,76,73,027	3,07,47,808
Building---New Pavilion	3,99,47,872	-	-	3,99,47,872	2,04,86,636	10%	19,46,124	2,24,32,760	1,75,15,112	1,94,61,236
Flat @ Delhi KKE	9,23,712	-	-	9,23,712	-	0%	-	-	9,23,712	9,23,712
Computers & Printers	12,26,55,453	26,80,561	90,79,205	13,44,15,219	10,32,94,086	40%	1,06,32,612	11,39,26,698	2,04,88,521	1,93,61,367
Furnitures & Fixtures	4,42,83,394	6,32,000	56,67,315	5,05,82,709	2,10,68,715	10%	26,68,034	2,37,36,749	2,68,45,960	2,32,14,679
Office Equipment	53,71,475	-	-	53,71,475	33,30,424	15%	4,18,496	37,48,920	25,35,603	20,41,051
Projector	11,50,530	-	-	11,50,530	5,22,755	15%	94,166	6,16,921	5,33,609	6,27,775
UPS A/c	36,83,940	1,75,000	-	38,58,940	11,59,244	15%	4,04,954	15,64,198	22,94,742	25,24,696
Buses	68,07,604	-	-	68,07,604	60,97,309	15%	1,06,544	62,03,853	6,03,751	7,10,295

**For AMC ENGINEERING COLLEGE**


  
**Chairman**



  
**AMC ENGINEERING COLLEGE**  
 BENGALURU-560 083.

Car---Ford Endour	11,45,000	-	11,45,000	11,45,000	15%	-	11,45,000	-	-	3,55,841
ICB	12,00,000	-	12,00,000	8,44,159	15%	53,376	8,97,535	3,02,465	-	3,55,841
Generator	13,91,000	9,50,000	23,41,000	9,45,077	15%	2,09,388	11,54,465	1,86,535	11,54,465	4,45,923
Car---BMW	28,00,000	-	28,00,000	19,69,706	15%	1,24,544	20,94,250	7,05,750	20,94,250	8,30,294
Car---Honda City	9,29,287	-	9,29,287	7,46,334	15%	27,443	7,73,777	1,55,510	7,73,777	1,82,953
Car---Toyota Qualis	17,55,000	-	17,55,000	15,69,972	15%	27,754	15,97,726	1,57,274	15,97,726	1,85,028
Tractor	1,41,800	-	1,41,800	1,15,977	15%	3,873	1,19,850	21,950	1,19,850	25,823
Car---Maruthi Swift	14,53,904	-	14,53,904	10,23,759	15%	64,522	10,88,281	3,65,623	10,88,281	4,30,145
Car---Tata Winger	8,32,000	-	8,32,000	5,41,745	15%	43,538	5,85,283	2,46,717	5,85,283	2,90,255
Car---Innova Toyota	17,08,566	-	17,08,566	8,16,684	15%	1,33,782	9,50,466	7,58,100	9,50,466	8,91,882
Mercedes-Benz Car	67,62,065	-	67,62,065	29,20,769	15%	5,76,194	34,96,963	32,65,102	34,96,963	38,41,296
Car	5,15,000	-	5,15,000	3,03,630	15%	31,706	3,35,336	1,79,665	3,35,336	2,11,370
Lab---Chemistry	16,24,854	-	16,24,854	10,03,798	15%	93,158	10,96,956	5,27,898	10,96,956	6,21,056
Lab---Electronics & Communic	26,04,852	-	26,04,852	12,13,696	15%	2,08,673	14,22,369	11,82,483	14,22,369	13,91,156
Lab---Electre & Electronics En	51,24,058	2,30,000	53,54,058	30,87,112	15%	3,40,042	34,27,154	19,26,904	34,27,154	20,36,946
Lab---Electronics	63,31,731	-	63,31,731	56,91,656	15%	96,011	57,87,667	5,44,064	57,87,667	6,40,075
Lab---Telecom	19,05,679	-	19,05,679	14,15,578	15%	73,515	14,89,093	4,16,586	14,89,093	4,90,101
Lab---Electrical Equipment	57,31,824	-	57,31,824	52,16,140	15%	77,353	52,93,493	4,38,331	52,93,493	5,15,684
Lab---Telecommunication	2,79,987	-	2,79,987	1,82,707	15%	14,592	1,97,299	82,688	1,97,299	97,280
Lab---Mechanical	1,67,31,018	-	1,67,31,018	1,07,21,390	15%	9,01,444	1,16,22,834	51,08,184	1,16,22,834	60,09,628
Lab---Physics	5,59,510	-	5,59,510	4,48,650	15%	16,629	4,65,279	94,231	4,65,279	1,10,860
Lab---MCA	5,33,502	-	5,33,502	3,38,153	15%	29,302	3,67,455	1,66,047	3,67,455	1,95,349
New Buses - Vehicle	1,45,10,000	-	1,45,10,000	74,80,273	15%	10,54,459	85,34,732	59,75,268	85,34,732	70,29,727
Lab---Equipment	2,82,66,663	-	2,94,82,608	56,93,675	15%	34,77,144	91,70,819	2,03,11,789	91,70,819	2,25,72,988
New Benz	93,50,000	-	93,50,000	19,98,563	15%	11,02,716	31,01,279	62,48,721	31,01,279	73,51,437
Software	-	83,014	10,51,422	-	25%	1,41,805	1,41,805	9,09,618	1,41,805	-
Air Conditioner	-	67,000	67,000	-	15%	10,050	10,050	56,950	10,050	-
Elevator	-	37,00,000	37,00,000	-	10%	3,70,000	3,70,000	33,30,000	3,70,000	-
Biddha Statue	-	2,24,000	2,24,000	-	10%	11,200	11,200	2,12,800	11,200	-
Total	1,01,73,436	1,50,70,980	1,05,00,51,730	51,99,40,504		6,09,72,510	58,09,12,814	46,91,38,916	58,09,12,814	49,78,33,132

*[Handwritten Signature]*



## AMC ENGINEERING COLLEGE

[ A UNIT OF PARAMAHAMSA FOUNDATION TRUST ]

**INCOME AND EXPENDITURE ACCOUNT FOR THE YEAR ENDED 31st MARCH 2018**

EXPENDITURE	SCH	AMOUNT Rs	INCOME	SCH	AMOUNT Rs
Staff Expenses	15	15,26,12,437	Fees Collections	13	27,02,28,386
Academic Expenses	16	40,49,151	Other Income	14	2,38,12,767
Administrative Expenses	17	5,59,07,317	CORPUS Fund		
Financial Charges	18	14,70,064			
Depreciation on Assets	7	6,09,72,510			
Excess of income over Expenditure		1,90,29,674			
<b>Total</b>		<b>29,40,41,152</b>	<b>Total</b>		<b>29,40,41,152</b>
Allocated to Corpus Fund		-	Excess of income over expenditure		1,90,29,674
Excess of income over expenditure		1,90,29,674			
<b>Total</b>		<b>1,90,29,674</b>	<b>Total</b>		<b>1,90,29,674</b>

As per our even date

For Muralidharan & Manogaran  
Chartered Accountant  
(FRNO8413S)

*R. Manogaran*  
R. Manogaran (M No. 28598)



AMC ENGINEERING COLLEGE  
For AMC ENGINEERING COLLEGE

*[Signature]*  
Chairman

Date : 31.10.2018  
Place : Bangalore





# AMC ENGINEERING COLLEGE

[ A UNIT OF PARAMAHAMSA FOUNDATION TRUST ]

## SCHEDULE TO BALANCE SHEET AS ON 31st MARCH 2018

PARTICULARS		AS ON 31.03.2018
<b>SCHEDULE - 1 CAPITAL ACCOUNT</b>		
Opening Balance	49,81,65,703	
Add : Excess of income over expenditure	1,90,29,674	
<b>Total</b>		<b>51,71,95,377</b>
<b>SCHEDULE - 2 CORPUS FUND</b>		
Opening Balance	31,32,09,897	
Add : Additions During the Year	-	
<b>Total</b>		<b>31,32,09,897</b>
<b>SCHEDULE - 3 LOANS</b>		
<b>SECURED LOANS</b>		
State Bank of Mysore—New Benz Car Loan	47,369	
<b>UNSECURED LOANS</b>		
<b>Total</b>		<b>47,369</b>
<b>SCHEDULE - 4 REFUNDABLE DEPOSITS / CURRENT LIABILITIES</b>		
KMDC Loan	1,90,090	
Balaji Xerox Center	50,000	
Canteen Deposit	50,000	
Rent Advance-SBM	7,50,000	
Pustak Xerox Center	60,000	
<b>Total</b>		<b>11,00,090</b>

for AMC ENGINEERING COLLEGE

  
Chairman



# AMC ENGINEERING COLLEGE

[ A UNIT OF PARAMAHAMSA FOUNDATION TRUST ]

SCHEDULE TO BALANCE SHEET AS ON 31st MARCH 2018

PARTICULARS		AS ON 31.03.2018
<b>SCHEDULE - 5 SUNDRY CREDITORS &amp; PROVISIONS</b>		
Professional Charges Payable		
Happymonk Technology Pvt. Ltd.	18,998	
Nine . 9 Communications	7,50,953	
Schindler India Pvt Ltd A/c	1,75,983	
Scholarship Payable	26,63,027	
CET Payable	25,858	
Advance Received From students	34,11,827	
Expenses Payable	1,32,414	
Tds payable	5,864	
Provident fund payable	61,634	
ESIC Payable	39,278	
Professional tax payable	78,200	
<b>Total</b>		<b>57,98,686</b>
<b>SCHEDULE - 6 INTER COLLEGE TRANSFER</b>		
AMC College	6,60,83,772	
Advanced Management College	1,23,61,172	
AMC School & PU College	1,05,77,810	
AMC Hostel	1,17,32,990	
<b>Total</b>		<b>10,07,55,744</b>
<b>SCHEDULE - 7 FIXED ASSETS</b>		
Enclosed Separately	46,52,45,464	
<b>Total</b>		<b>46,52,45,464</b>

For AMC ENGINEERING COLLEGE

  
Chairman



**AMC ENGINEERING COLLEGE**

[ A UNIT OF PARAMAHAMSA FOUNDATION TRUST ]

**SCHEDULE TO BALANCE SHEET AS ON 31st MARCH 2018**

<b>PARTICULARS</b>		<b>AS ON 31.03.2018</b>
<b>SCHEDULE - 8</b>		
<b>INVESTMENTS</b>		
India Infoline Housing Finance Debentures	1,00,00,000	
Aditya Birla Sun Life Low Duration Fund - 10363295	80,00,000	
Reliance Equity Opportunities Fund Scheme - I	30,00,000	
Reliance Yield Maximiser - III	70,00,000	
Reliance Yield Maximiser - Scheme Iv	20,00,000	
IDBI Diversifies Equity Fund	25,00,000	
IDBI Equity Advantage Fund	13,00,000	
IDBI India Top 100 Equity Fund	41,00,000	
IDBI Liquid Fund	25,00,000	
IDBI MF Tax Saving Fund	62,00,000	
Mirae Asset Cash Management Fund	25,00,000	
Mirae Asset Empining Blue Chip Fund	10,00,000	
Mirae Asset Emrging Bluechip Fund	65,00,000	
Mirae Asset Hybrid Equity Fund - 7042040133	25,00,000	
Mirae Asset India Opportunities Fund	35,00,000	
Mirae Asset Ultra Short Term Bond Fund	25,00,000	
Aditya Birla Sun Life Frontline Equity Fund - Growt	40,00,000	
Canara Robeco Emerging Equity Fund	25,00,000	
Edelweiss Large and Mid Cap Fund - Folio No;90215	2,00,00,000	
Mutual Fund	5,00,000	
Principal Emerging Bluechip Fund	10,00,000	
Sundaram Select Micra Cap Fund	25,00,000	
Sundaram Select Mid Cap Fund	35,00,000	
Sundaram World Brand Fund Series III	5,00,000	
UTI Dividend Yield Fund	25,00,000	
UTI Master Share	25,00,000	
<b>Total</b>		<b>10,46,00,000</b>
<b>SCHEDULE - 9</b>		
<b>DEPOSITS</b>		
Deposit with South India Beverages Pvt Ltd	8,000	
Deposit with Arvind Mills	85,000	
Deposit with BECOM	13,54,226	
Deposit -KPTCL	9,07,906	
Fixed Deposit—Karnataka Bank	23,81,27,558	
Fixed Deposit—SBM	4,11,67,455	
Rent Advance—N.Uma Devi	35,000	
Short Term Deposit—UBI	88,575	
Fixed Deposit with Axis Bank	18,41,064	
<b>Total</b>		<b>28,36,14,784</b>

for AMC ENGINEERING COLLEGE



Chairman

<b>SCHEDULE - 10</b>		
<b>LOANS &amp; ADVANCES</b>		
Advance—Loganathan	4,92,470	
Advance—Fire Safety Solution	8,46,097	
Advance—Freeze Point Engineers	3,75,000	
Advance—Global Education Trust	5,00,000	
Advance - Exam Remuneration	10,28,815	
Advance—AICTE	2,00,000	
Advance—Rent BHM	50,00,000	
New Model Education Society R	80,05,000	
Advance—Altafab	4,25,000	
Advance—Land	85,00,000	
Advance—Otis Elevator Co India Ltd	17,63,400	
Advance—Vehicle Maintenance	41,295	
Hindustan Housing Corporation (Staff Qtrs)	19,00,000	
Teknix Elevators Pvt Ltd	9,75,000	
Interest receivable from reliance yeild maximiser	3,73,845	
Cet amount receivable	8,60,522	
Tax deducted at source	90,22,078	
Add:during the year	22,27,115	
Fees receivable from students	86,01,087	
<b>Staff Advances</b>		
Mr. Dr. T N Srinivasa	2,50,000	
Mr.Jagadhish (Hostel)	20,000	
Mr.Ashok.S	15,000	
Mr. Bharath Reddy B H	9,000	
Mr.U Vijaya Kumar	20,500	
Mr.Varadaraj R	8,000	
Mr.Krishnaiah Chetty	1,00,000	
Mr. L M Nagalingaswamy	1,00,000	
Mr. Munikrishnappa D	17,000	
Mr. Raghavendra S N	72,070	
Mr. Sampath (Driver)	25,000	
Mr. T.Rambabu	6,000	
Mr. G V Srinivas (Accounts)	20,000	
<b>Total</b>		<b>4,96,59,073</b>

For AMC ENGINEERING COLLEGE


  
Chairman



## AMC ENGINEERING COLLEGE

[ A UNIT OF PARAMAHAMSA FOUNDATION TRUST ]  
**SCHEDULE TO BALANCE SHEET AS ON 31st MARCH 2018**

PARTICULARS		AS ON 31.03.2018
<b>SCHEDULE - 11</b>		
<b>CASH ON HAND AND BANK</b>		
<b>CASH ON HAND</b>		
Cash	6,999	
Cash HDFC	4,980	
Petty Cash	20,736	
<b>Total</b>		<b>32,715</b>
<b>BANK BALANCES</b>		
Union Bank of India - 11673 Hostel Fee	46,624	
Union Bank of India - 16283 Scholarship	25,30,214	
Union Bank of India - 6932 University Fee	9,50,070	
Union Bank of India - 6933 Tuition Fee	2,04,346	
Union Bank of India - 6934 Corpus Fund	7,82,615	
Union Bank of India - 7546 -LLS	21,225	
Union Bank of India - 8389 Uniform Fee	17,626	
Union Bank of India - 8390 -Transportation	54,201	
Union Bank of India - 18563 P.F.Trust	60,732	
Union Bank of India - 8809	7,561	
Union Bank of India - 435302010023378	11,955	
Karnataka Bank Limited - 106721 P.F.Trust	7,60,200	
Karnataka Bank Limited - 106723 Tuition Fee	27,106	
HDFC 50100090051249	1,88,680	
SBI A/C-64186265742	47,442	
SBI A/c No-36710	2,06,629	
SBI ADMISSION FEE A/C NO.64186266268	4,87,380	
SBI Scholarship A/c No-64186266235	2,01,42,711	
SBI CORPUSFUND A/C 64186266155	1,83,835	
SBI EXAM FEE A/C NO.64186266213	7,97,072	
SBI L/L/S A/C NO. 64186266188	1,19,320	
SBI MAINTANANCE A/C NO.64186266280	46,168	
SBI PLACEMENT & TRAINING A/C NO.64186266291	84,457	
SBI TRANSPORT 64186266553	1,06,739	
SBI TUITION FEE A/C NO.64186266166	1,32,322	
SBI UNIFORM A/C.NO.64186266246	1,05,481	
SBI-UNIVERSITY FEE A/C NO. 64186266202	13,51,781	
State Bank of India - 64130581126	5,53,862	
State Bank of India - 64138656936	26,623	
State Bank of India Collect 558171	98,145	
Axis Bank - 2460	2,03,841	
Training & Placement—435302010016123	13,78,051	
<b>Total</b>		<b>3,10,61,673</b>
		<b>TOTAL AMC ENGINEERING COLLEGE</b>



*(Signature)*  
**Chairman**

**AMC ENGINEERING COLLEGE**

[ A UNIT OF PARAMAHAMSA FOUNDATION TRUST ]

**SCHEDULE TO INCOME AND EXPENDITURE ACCOUNT**

**FOR THE YEAR ENDED 31st MARCH 2018**

<b>PARTICULARS</b>		<b>AS ON 31.03.2018</b>
<b>SCHEDULE - 13 FEES COLLECTIONS</b>		
Tuition Fees	18,21,03,758	
LLS Fees	5,83,65,160	
Application & prospectus	8,08,500	
Admission Fees	33,63,250	
Group Insurance Fees	15,12,000	
Placement & Training	40,22,032	
Uniform Fees	31,77,524	
Transportation fees	21,98,072	
Exam Fees	12,72,917	
University Fees	1,17,56,614	
Miscellaneous Income	16,48,559	
<b>Total</b>		<b>27,02,28,386</b>
<b>SCHEDULE - 14 OTHER INCOME</b>		
Bank Interest	22,70,685	
Consultancy Income	7,72,600	
Rental Income	16,92,540	
Interest on Fixed Deposit - KBL	1,39,80,723	
Interest on Fixed Deposit - SBM	33,10,597	
Interest receivable from Reliance Yeild Maximiser Alternat	6,33,622	
Interest on India Infoline Housing Finance	11,52,000	
<b>Total</b>		<b>2,38,12,767</b>

For AMC ENGINEERING COLLEGE



  
Chairman



**AMC ENGINEERING COLLEGE**  
 [ A UNIT OF PARAMAHAMSA FOUNDATION TRUST ]  
**SCHEDULE TO INCOME AND EXPENDITURE ACCOUNT**  
**FOR THE YEAR ENDED 31st MARCH 2018**

PARTICULARS		AS ON 31.03.2018
<b>SCHEDULE - 15</b>		
<b>STAFF EXPENSES</b>		
Salaries	14,93,73,592	
Staff Welfare	4,93,759	
Provident Fund	1,86,886	
Visiting Faculty Remuneration	25,58,200	
<b>Total</b>		<b>15,26,12,437</b>
<b>SCHEDULE - 16</b>		
<b>ACADEMIC EXPENSES</b>		
Affiliation Fees	7,50,142	
Admission Expenses	-	
Medicine Expenses	11,342	
Functions & Seminars	8,60,535	
Lab Expenses- chemistry	1,20,310	
Lab Expenses	41,163	
Lab Expenses - Information and Science	57,000	
Lab Expenses - Computer Science	41,650	
Lab Expenses - Mechanical Engineering	1,12,808	
Lab Expenses - Physics	37,860	
Lab Expenses - Electronics & Communication Engineering	1,25,495	
Lab Expenses - Civil	11,975	
Sports & Games	27,600	
Student Welfare	6,12,434	
Skill Development Programme for Student	14,89,827	
<b>Total</b>		<b>40,49,151</b>

For AMC ENGINEERING COLLEGE

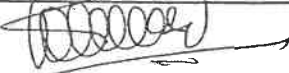
  
Chairman



**AMC ENGINEERING COLLEGE**  
 [ A UNIT OF PARAMAHAMSA FOUNDATION TRUST ]  
**SCHEDULE TO INCOME AND EXPENDITURE ACCOUNT**  
**FOR THE YEAR ENDED 31st MARCH 2018**

PARTICULARS		AS ON 31.03.2018
<b>SCHEDULE - 17</b>		
<b>ADMINISTRATIVE EXPENSES</b>		
Advertisement Expenses	46,43,913	
Accounting Charges	4,80,000	
Building Maintenance	1,12,404	
Business Promotion	5,23,886	
Computer Maintenance	30,487	
Conveyance	1,08,459	
CET Charges Allowed	14,67,500	
Donation	6,25,000	
Electricity & Water Charges	52,76,417	
Internet exps	8,99,922	
Legal Charges	4,11,000	
Subscription & Renewal Charges	10,15,890	
Miscellaneous Expenses	77,514	
Naac Accrediation & Assessment Fee	1,53,400	
Office Maintenance	6,60,809	
Postage & Courier	16,857	
Printing & Stationary	25,66,143	
Professional Charges	2,41,520	
Professional Tax (Annual)	7,500	
Property Tax	9,00,000	
Rent	1,55,32,560	
Repairs & Maintenance	31,26,863	
Rates & Taxes	9,72,536	
Telephone Charges	2,90,429	
Tours & Travels	3,17,495	
University exps	1,14,04,954	
Vehicles Repairs & Maintenance	37,11,573	
Vehicles Insurance	3,32,285	
<b>Total</b>		<b>5,59,07,317</b>
<b>SCHEDULE - 18</b>		
<b>FINANCIAL CHARGES</b>		
Bank Charges	1,03,797	
Interest on Loan Demand Loan - KBL	9,44,639	
Interest paid on Car Loan	4,21,628	
<b>Total</b>		<b>14,70,064</b>

For AMC ENGINEERING COLLEGE



Chairman



  
**PRINCIPAL**  
**AMC ENGINEERING COLLEGE**  
**BENGALURU - 560 083.**




New format

**AMC ENGINEERING COLLEGE**  
[ A UNIT OF PARAMAHAMSA FOUNDATION TRUST ]  
**BALANCE SHEET AS ON 31st MARCH 2017**

LIABILITIES	SCH	AS ON 31.03.2017	ASSETS	SCH	AS ON 31.03.2017
Capital Account	1	49,81,65,703	Fixed Assets	7	49,78,33,137
Corpus Fund	2	31,32,09,897	Investments	8	6,66,00,000
Loans	3	57,55,564	Deposits	9	27,03,98,319
Refundable Deposits	4	30,05,102	Loans & Advances	10	6,21,98,866
Sundry Creditors, Provisions and Payables	5	92,82,249	Cash and Bank Balances	11	1,97,39,646
Inter College Transfer	6	8,73,51,453			
<b>Total</b>		<b>91,67,69,968</b>	<b>Total</b>		<b>91,67,69,968</b>

As per our even date

For Muralidharan & Manogaran  
Chartered Accountant  
(FRNO8413S)

  
R. Manogaran (M No.28598)



For and on behalf of AMC Engineering College  
A Unit of Paramahamsa Foundation Trust

  
Chairman

Place : Bangalore

  
PRINCIPAL  
AMC ENGINEERING COLLEGE  
BENGALURU - 560 083



## AMC ENGINEERING COLLEGE

[ A UNIT OF PARAMAHAMSA FOUNDATION TRUST ]


### INCOME AND EXPENDITURE ACCOUNT FOR THE YEAR ENDED 31st MARCH 2017

EXPENDITURE	SCH	AMOUNT Rs	INCOME	SCH	AMOUNT Rs
Staff Expenses	15	13,73,21,767	Fees Collections	13	32,55,20,613
Academic Expenses	16	2,99,93,242	Other Income	14	2,20,46,067
Administrative Expenses	17	5,31,70,328	CORPUS Fund		25,00,000
Financial Charges	18	21,38,759			
Depreciation on Assets	7	6,58,57,807			
Excess of income over Expenditure		6,15,84,777			
<b>Total</b>		<b>35,00,66,680</b>	<b>Total</b>		<b>35,00,66,680</b>
Allocated to Corpus Fund		25,00,000	Excess of income over expenditure		6,15,84,777
Excess of income over expenditure		5,90,84,777			
<b>Total</b>		<b>6,15,84,777</b>	<b>Total</b>		<b>6,15,84,777</b>

As per our even date

For Muralidharan & Manogaran  
Chartered Accountant  
(FRNO8413S)

R.Manogaran (M No.28598)



For and on behalf of AMC Engineering College  
A Unit of Paramahamsa Foundation Trust

Chairman



Date :30.10.2017


Place : Bangalore

**AMC ENGINEERING COLLEGE**

[ A UNIT OF PARAMAHAMSA FOUNDATION TRUST ]

**SCHEDULE TO BALANCE SHEET AS ON 31st MARCH 2017**

<b>PARTICULARS</b>		<b>AS ON</b> <b>31.03.2017</b>
<b>SCHEDULE - 1</b>		
<b>CAPITAL ACCOUNT</b>		
Opening Balance	43,90,80,926	
Add : Excess of income over expenditure	5,90,84,777	
<b>Total</b>		<b>49,81,65,703</b>
<b>SCHEDULE - 2</b>		
<b>CORPUS FUND</b>		
Opening Balance	31,07,09,897	
Add : Additions During the Year	25,00,000	
<b>Total</b>		<b>31,32,09,897</b>
<b>SCHEDULE - 3</b>		
<b>LOANS</b>		
<b>SECURED LOANS</b>		
State Bank of Mysore—New Benz Car Loan	43,38,964	
State Bank of Mysore—Car Loan	14,16,600	
<b>UNSECURED LOANS</b>		
<b>Total</b>		<b>57,55,564</b>
<b>SCHEDULE - 4</b>		
<b>REFUNDABLE DEPOSITS / CURRENT LIABILITIES</b>		
Exam Remuneration	4,87,724	
Student Refund	2,28,345	
Scholarships to Students	6,35,443	
KMDC Loan	41,590	
AMC College MBA Fees	7,02,000	
Duties & Taxes	-	
Balaji Xerox Center	50,000	
Canteen Deposit	50,000	
Rent Advance-SBM	7,50,000	
Pustak Xerox Center	60,000	
<b>Total</b>		<b>30,05,102</b>




*[Handwritten Signature]*

**AMC ENGINEERING COLLEGE**

[ A UNIT OF PARAMAHAMSA FOUNDATION TRUST ]

**SCHEDULE TO BALANCE SHEET AS ON 31st MARCH 2017**

<b>PARTICULARS</b>		<b>AS-ON</b> <b>31.03.2017</b>
<b>SCHEDULE - 5</b> <b>SUNDRY CREDITORS &amp; PROVISIONS</b>		
<u>Professional Charges Payable</u>		
Amia Shafi Malik	22,500	
Dipak Shivaji Wagh	1,12,500	
Fazhur Rahman	2,45,000	
Gulam Mohammad Dar	25,000	
Noushad Alam	22,500	
Purushotam M P	22,500	
Raghava Mantri	72,000	
Sunju Lokesh	27,000	
Taiseer Mohammed Ahmed Khattab	45,000	
Niranjan power solution pvtltd	2,40,000	
Nucleus computer	2,19,233	
Valuepoint Thoughtner Pvt Ltd	59,364	
Zubair	40,000	
Stepone Office Stationers	36,108	
PK Consultants	18,810	
Book Paradise	5,70,206	
Aparna Renewable Energy Sources Pvt Ltd	1,00,000	
Scholarship Payable	16,77,832	
CET Payable	19,532	
Rent Payable	11,04,510	
Salary Payable	17,48,898	
2017-18 (Fees Received)	3,94,000	
Online/Cash/Other Fees Received	12,88,546	
Expenses Payable	1,32,414	
Tds payable	8,55,620	
Provident fund payable	55,944	
ESIC Payable	35,368	
Professional tax payable	91,864	
<b>Total</b>		<b>92,82,249</b>
<b>SCHEDULE - 6</b> <b>INTER COLLEGE TRANSFER</b>		
AMC College	6,59,04,563	
Advanced Management College	1,23,61,172	
AMC School & PU College	90,85,718	
<b>Total</b>		<b>8,73,51,453</b>
<b>SCHEDULE - 7</b> <b>FIXED ASSETS</b>		
Enclosed Separately		49,78,33,137
<b>Total</b>		<b>49,78,33,137</b>




**AMC ENGINEERING COLLEGE**

[ A UNIT OF PARAMAHAMSA FOUNDATION TRUST ]

**SCHEDULE TO BALANCE SHEET AS ON 31st MARCH 2017**

<b>PARTICULARS</b>		<b>AS ON 31.03.2017</b>
<b>SCHEDULE - 8</b>		
<b>INVESTMENTS</b>		
India Infoline Housing Finance Debentures	1,00,00,000	
Birla Dividend Yield Plus (Frontline Equity Fund)	25,00,000	
Birla Midcap Fund Collection (Frontline Equity Fund)	10,00,000	
Birla Sunlife Manufacturing Equity Fund	5,00,000	
Canara Robeco Emerging Equity Fund	25,00,000	
IDBI DIVERSIFIED EQUITY FUND	25,00,000	
Idbi Equity Advantage Fund	13,00,000	
IDBI India Top 100 Equity Fund	41,00,000	
IDBI LIQUID FUND	25,00,000	
IDBI MF TAX SAVING FUND	62,00,000	
MIRAE ASSET CASH MANAGEMENT FUND	25,00,000	
Mirae Asset Empiring Blue Chip Fund	10,00,000	
MIRAE ASSET EMRGING BLUECHIP FUND	65,00,000	
Mirae Asset India Opportunities Fund	35,00,000	
Mirae Asset Prudence Fund	25,00,000	
Mirae Asset Ultra Short Term Bond Fund	25,00,000	
Mutual Fund	5,00,000	
Principal Emerging Bluechip Fund	10,00,000	
Reliance Yield Maximses Alternative Mat Scheme	20,00,000	
SUNDARAM SELECT MICRO CAP FUND	25,00,000	
Sundaram Select Midcap	25,00,000	
Sundaram Select Mid Cap Fund	10,00,000	
SUNDARAM WORLD BRAND FUND SERIES III	5,00,000	
UTI Dividend Yield Fund	25,00,000	
UTI Master Share	25,00,000	
<b>Total</b>		<b>6,66,00,000</b>
<b>SCHEDULE - 9</b>		
<b>DEPOSITS</b>		
Deposit with South India Beverages Pvt Ltd	8,000	
Deposit with Arvind Mills	85,000	
Deposit with BECOM	4,58,071	
Deposit -KPTCL	9,94,636	
Fixed Deposit—Karnataka Bank	22,86,42,745	
Fixed Deposit—SBM	3,70,43,317	
Rent Advance—N.Uma Devi	35,000	
Short Term Deposit—UBI	88,575	
Term Deposit KBL Sarakki Branch	30,42,975	
<b>Total</b>		<b>27,03,98,319</b>



*(Signature)*

**SCHEDULE - 10**  
**LOANS & ADVANCES**

Advance—Generator	2,00,000
Advance—Abdul Shafi	1,80,000
Advance—HOD	-
Advance—Jamanlal	20,500
Advance—Loganathan	4,92,470
Advance—Fire Safety Solution	8,46,097
Advance—Freeze Point Engineers	3,75,000
Advance—Global Education Trust	5,00,000
Advance—Vehicle Maintenance	-
Advance—AICTE	2,00,000
Advance—Rent BHM	50,00,000
New Model Education Society R	80,05,000
Advance—Altafab	4,25,000
Advance—Land	85,00,000
Advance—Prasad	-
Advance—Schindler India Pvt.Ltd	29,84,017
Advance—Otis Elevator Co India Ltd	17,63,400
Hindustan Housing Corporation (Staff Qtrs)	19,00,000
Advance—Shabareesh Enterprises	6,00,000
Advance—Nagulu Naidu	20,000
Balaji interiors	5,00,000
Interest receivable from reliance yeild maximiser	1,54,091
	-
	-
Cet amount receivable	10,23,732
Scholorship Receivable	90,62,680
Tax deducted at source	69,56,030
Add:during the year	20,66,048
Fees receivable from students	94,56,231
	-
	-
<b>Staff Advances</b>	
Mr. Dr. T N Srinivasa	5,50,000
Mr.Jagadhish (Hostel)	20,000
Mr.Ashok.S	15,000
Mr. Bharath Reddy B H	9,000
Mr.Prashanth	16,000
Mr.U Vijaya Kumar	56,500
Mr.Varadaraj R	8,000
Mr.Krishnaiah Chetty	1,00,000
Mr. Sidde Nagaraju	5,000
Mr. L M Nagalingaswamy	1,00,000
Mr. Munikrishnappa D	17,000
Mr. Raghavendra S N	72,070

**Total**

**6,21,98,866**



**AMC ENGINEERING COLLEGE**

[ A UNIT OF PARAMAHAMSA FOUNDATION TRUST ]  
**SCHEDULE TO BALANCE SHEET AS ON 31st MARCH 2017**

<b>PARTICULARS</b>		<b>AS ON 31.03.2017</b>
<b>SCHEDULE - 11 CASH ON HAND AND BANK</b>		
<b>CASH ON HAND</b>		
Cash	9,874	
Cash HDFC	4,980	
Petty Cash	8,299	
<b>BANK BALANCES</b>		<b>23,153</b>
Union Bank of India - 11673 Hostel Fee	44,945	
Union Bank of India - 16283 Scholarship	1,19,30,081	
Union Bank of India - 6932 University Fee	1,82,684	
Union Bank of India - 6933 Tuition Fee	84,469	
Union Bank of India - 6934 Corpus Fund	1,86,344	
Union Bank of India - 7546 -LLS	20,493	
Union Bank of India - 8389 Uniform Fee	16,969	
Union Bank of India - 8390 -Transportation	52,180	
Union Bank of India - 18563 P.F.Trust	58,467	
Union Bank of India - 8809	7,279	
Union Bank of India - 435302010023378	11,539	
Karnataka Bank Limited - 106721 P.F.Trust	10,68,090	
Karnataka Bank Limited - 106723 Tuition Fee	2,04,336	
HDFC 50100090051249	1,80,147	
SBM A/C-64186265742	83,000	
SBM A/c No-36710	1,63,246	
SBM ADMISSION FEE A/C NO.64186266268	1,00,145	
SBM Scholarship A/c No-64186266235	6,41,260	
SBM CORPUSFUND A/C 64186266155	3,00,536	
SBM EXAM FEE A/C NO.64186266213	2,64,162	
SBM L/L/S A/C NO. 64186266188	60,444	
SBM MAINTANANCE A/C NO.64186266280	86,994	
SBM MEN'S HOSTEL A/C NO. 64186266520	2,323	
SBM PLACEMENT & TRAINING A/C NO.64186266291	86,731	
SBM TRANSPORT 64186266553	4,93,915	
SBM TUITION FEE A/C NO.64186266166	52,033	
SBM UNIFORM A/C.NO.64186266246	86,916	
SBM-UNIVERSITY FEE A/C NO. 64186266202	5,70,521	
SBM WOMEN'S HOSTEL 64186266531	5,60,942	
State Bank of Mysore - 64130581126	4,34,095	
State Bank of Mysore - 64138656936	27,272	
Training & Placement—435302010016123	17,58,000	
<b>Total Cash &amp; Bank Balances</b>		<b>1,97,16,493</b>
<b>Total</b>		<b>1,97,39,646</b>



*(Signature)*

## AMC ENGINEERING COLLEGE

[ A UNIT OF PARAMAHAMSA FOUNDATION TRUST ]

### SCHEDULE TO FIXED ASSETS AS ON 31st MARCH 2017

Particulars	Gross Block			Depreciation				Net Block		
	As on 1.4.2016	Additions / Sale during the year		As on 31.03.2017	Up to 31.03.16	Rate of Dep %	For the Year	Up to 31.3.2017	As on 31.3.2017	As on 31.3.2016
		Before 30.09.2016	After 01.10.2016							
Land	4,13,53,728	-	-	4,13,53,728	-	0%	-	-	4,13,53,728	4,13,53,728
Books	2,76,00,506	5,26,636	24,88,167	3,06,15,309	2,61,10,155	60%	19,56,642	2,80,66,797	25,48,512	14,90,351
Building - Library Block	5,89,49,197	-	-	5,89,49,197	1,67,90,946	10%	42,15,825	2,10,06,771	3,79,42,426	4,21,58,251
Building - ADM Block	11,06,43,153	-	-	11,06,43,153	3,34,67,421	10%	77,17,573	4,11,84,994	6,94,58,159	7,71,75,732
Building - AMC - EC	15,19,21,746	1,71,10,444	2,40,41,318	19,30,73,508	7,69,77,335	10%	1,04,07,551	8,73,84,886	10,56,88,622	7,49,44,411
Building - Road Work	6,88,608	-	-	6,88,608	1,83,899	10%	50,471	2,34,370	4,54,238	5,04,710
Mechanical Building	6,26,99,792	-	-	6,26,99,792	3,27,70,185	10%	29,92,961	3,57,63,146	2,69,36,646	2,99,29,607
Hostel Building	12,04,58,238	-	27,98,261	12,32,56,499	6,32,62,092	10%	58,59,528	6,91,21,620	5,41,34,879	5,71,96,146
Kitchen Block/ Hotel Mgmt.	63,15,542	-	-	63,15,542	30,37,533	10%	3,27,801	33,65,334	29,50,208	32,78,009
Hostel Building II Block	5,07,19,822	3,30,500	1,16,500	5,11,66,822	1,70,09,063	10%	34,09,951	2,04,19,014	3,07,47,808	3,37,10,759
New Pavilion	3,99,47,872	-	-	3,99,47,872	1,83,24,276	10%	21,62,360	2,04,86,636	1,94,61,236	2,16,23,596
Flat at Delhi K.K.E	9,23,712	-	-	9,23,712	-	0%	-	-	9,23,712	9,23,712
Computers & Printers	9,69,08,341	54,06,939	2,03,40,173	12,26,55,453	8,95,07,164	60%	1,37,86,922	10,32,94,086	1,93,61,368	74,01,177
Furniture & Fixtures	3,65,60,786	48,99,670	28,22,938	4,42,83,394	1,86,46,136	10%	24,22,579	2,10,68,715	2,32,14,679	1,79,14,650
Office Equipment	52,70,569	32,000	68,906	53,71,475	29,76,318	15%	3,54,106	33,30,424	20,41,051	22,94,251
Projector	11,50,530	-	-	11,50,530	4,11,971	15%	1,10,784	5,22,755	6,27,775	7,38,559
UPS	16,95,250	-	19,88,690	36,83,940	9,10,358	15%	2,48,886	11,59,244	25,24,696	7,84,892
Buses	68,07,604	-	-	68,07,604	59,71,963	15%	1,25,346	60,97,309	7,10,295	8,35,641



*[Handwritten Signature]*



Ford Endour - Car	11,45,000	-	-	11,45,000	12,51,703	15%	(1,06,703)	11,45,000	-	(1,06,703)
JCB	12,00,000	-	-	12,00,000	7,81,364	15%	62,795	8,44,159	3,55,841	4,18,636
Generator	13,91,000	-	-	13,91,000	8,66,385	15%	78,692	9,45,077	4,45,923	5,24,615
BMW	28,00,000	-	-	28,00,000	18,23,183	15%	1,46,523	19,69,706	8,30,294	9,76,817
Honda City - Car	9,29,287	-	-	9,29,287	7,14,048	15%	32,286	7,46,334	1,82,953	2,15,239
Toyota Qualis	17,55,000	-	-	17,55,000	15,37,320	15%	32,652	15,69,972	1,85,028	2,17,680
Tractor	1,41,800	-	-	1,41,800	1,11,420	15%	4,557	1,15,977	25,823	30,380
Car - Maruti Swift	14,53,904	-	-	14,53,904	9,47,851	15%	75,908	10,23,759	4,30,145	5,06,053
Car - Tata Winger	8,32,000	-	-	8,32,000	4,90,524	15%	51,221	5,41,745	2,90,255	3,41,476
Car - Innova Toyota	17,08,566	-	-	17,08,566	6,59,293	15%	1,57,391	8,16,684	8,91,882	10,49,273
Car - Mercedes Benz	67,62,065	-	-	67,62,065	22,42,893	15%	6,77,876	29,20,769	38,41,296	45,19,172
Car -	5,15,000	-	-	5,15,000	2,66,329	15%	37,301	3,03,630	2,11,370	2,48,671
Lab - Chemistry	16,22,304	-	2,550	16,24,854	8,94,425	15%	1,09,373	10,03,798	6,21,056	7,27,879
Lab - EC	22,69,123	93,602	2,42,127	26,04,852	9,89,562	15%	2,24,134	12,13,696	13,91,156	12,79,561
Lab-EEE	50,37,373	73,280	13,405	51,24,058	27,28,834	15%	3,58,278	30,87,112	20,36,946	23,08,539
Lab - Electronics	63,31,731	-	-	63,31,731	55,78,702	15%	1,12,954	56,91,656	6,40,075	7,53,029
Lab - TE	19,05,679	-	-	19,05,679	13,29,089	15%	86,489	14,15,578	4,90,102	5,76,590
Lab - Electrical Equip.	57,31,824	-	-	57,31,824	51,25,137	15%	91,003	52,16,140	5,15,684	6,06,687
Lab - TC	2,79,987	-	-	2,79,987	1,65,540	15%	17,167	1,82,707	97,280	1,14,447
Lab - Mechanical	1,65,63,954	79,676	87,388	1,67,31,018	96,68,578	15%	10,52,812	1,07,21,390	60,09,628	68,95,376
Lab - Physics	5,59,510	-	-	5,59,510	4,29,086	15%	19,564	4,48,650	1,10,860	1,30,424
Lab - MCA	5,29,141	-	4,361	5,33,502	3,04,064	15%	34,089	3,38,153	1,95,349	2,25,077
NEW Buses-vehicle	1,45,10,000	-	-	1,45,10,000	62,39,733	15%	12,40,540	74,80,273	70,29,727	82,70,267
Lab Equipment	2,46,78,766	16,44,197	19,43,700	2,82,66,663	18,79,366	15%	38,14,309	56,93,675	2,25,72,988	2,27,99,400
New Benz Vehicle	93,50,000	-	-	93,50,000	7,01,250	15%	12,97,313	19,98,563	73,51,438	86,48,750
<b>Total</b>	<b>93,06,18,010</b>	<b>3,01,96,944</b>	<b>5,69,58,484</b>	<b>1,01,77,73,438</b>	<b>45,40,82,494</b>		<b>6,58,57,807</b>	<b>51,99,40,301</b>	<b>49,78,33,137</b>	<b>47,65,35,517</b>



*[Handwritten signature]*

## AMC ENGINEERING COLLEGE

[ A UNIT OF PARAMAHA MSA FOUNDATION TRUST ]  
**SCHEDULE TO INCOME AND EXPENDITURE ACCOUNT**  
**FOR THE YEAR ENDED 31st MARCH 2017**

PARTICULARS		AS ON 31.03.2017
<b>SCHEDULE - 13</b>		
<b>FEES COLLECTIONS</b>		
✓ Tuition Fees	18,51,16,435	
✓ LLS Fees	3,33,22,650	
✓ Application & prospectus	11,27,850	
✓ Hostel Fees	4,10,84,606	
✓ Admission Fees	58,71,800	
✓ Group Insurance Fees	16,43,750	
✓ Placement & Training	44,36,079	
✓ Uniform Fees	51,87,946	
✓ ERP Package	2,09,26,200	
✓ Transportation fees	24,34,925	
✓ Exam Fees	72,93,264	
✓ University Fees	1,04,74,267	
✓ Miscellaneous Income	66,00,841	32,55,20,613
<b>Total</b>		<b>32,55,20,613</b>
<b>SCHEDULE - 14</b>		
<b>OTHER INCOME</b>		
✓ Bank Interest	29,09,984	
✓ Rent	10,67,890	
✓ Interest on Fixed Deposit - KBL	1,48,62,302	
Interest on Fixed Deposit - SBM	18,85,834	
Interest receivable from Reliance Yield Maximiser Alternat	1,71,213	
Interest on India Infoline Housing Finance	11,48,844	
		2,20,46,067
<b>Total</b>		<b>2,20,46,067</b>


*(Handwritten Signature)*



**AMC ENGINEERING COLLEGE**  
 [ A UNIT OF PARAMAHAMSA FOUNDATION TRUST ]  
**SCHEDULE TO INCOME AND EXPENDITURE ACCOUNT**  
**FOR THE YEAR ENDED 31st MARCH 2017**

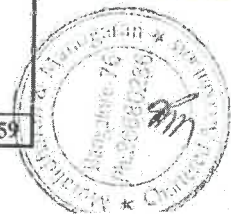

PARTICULARS		AS ON 31.03.2017
<b>SCHEDULE - 15</b>		
<b>STAFF EXPENSES</b>		
Salaries	13,42,26,261	
Staff Welfare	2,85,212	
Provident Fund	29,094	
Visiting Faculty Remuneration	27,81,200	
<b>Total</b>		<b>13,73,21,767</b>
<b>SCHEDULE - 16</b>		
<b>ACADEMIC EXPENSES</b>		
Affiliation Fees	11,93,000	
Medicine Expenses	29,969	
Hostel Food Expenses	61,93,004	
Hostel Maintenance Expenses	32,81,615	
Functions & Seminars	11,14,779	
Faculty Development Programme	23,875	
Lab Expenses- chemistry	1,91,841	
Lab Expenses	1,39,59,603	
Lab Expenses - Information and Science	48,462	
Lab Expenses -TCS	14,00,000	
Lab Expenses - Civil	18,42,248	
Sports & Games	79,000	
Student Welfare	6,35,846	
<b>Total</b>		<b>2,99,93,242</b>

*(Handwritten Signature)*



**AMC ENGINEERING COLLEGE**  
 [ A UNIT OF PARAMAHAMSA FOUNDATION TRUST ]  
**SCHEDULE TO INCOME AND EXPENDITURE ACCOUNT**  
**FOR THE YEAR ENDED 31st MARCH 2017**

PARTICULARS		AS ON 31.03.2017
<b>SCHEDULE - 17</b>		
<b>ADMINISTRATIVE EXPENSES</b>		
Advertisement Expenses	34,04,264	
Audit Fees	99,130	
Building Insurance	-	
Business Promotion	4,14,449	
Computer Maintenance	9,73,861	
Conveyance	88,141	
CET Charges Allowed	17,43,000	
Electricity & Water Charges	47,72,620	
Entertainment	1,61,808	
Generator Maintenance	26,075	
Garden Maintenance	24,600	
Internet exps	6,07,688	
Legal Charges	4,40,450	
Subscription & Renewal Charges	78,550	
Miscellaneous Expenses	63,487	
News Paper, Subscn & Journals	28,233	
Naac Accrediation & Assessment Fee	7,35,317	
Tally renewal charges paid	17,625	
Office Maintenance	18,00,668	
Postage & Courier	25,190	
Printing & Stationary	41,39,825	
Professional Charges	20,80,634	
Professional Tax (Annual)	7,500	
Pooja Expenses	59,585	
Rent	1,45,05,896	
Repairs & Maintenance	4,91,027	
Telephone Charges	2,09,321	
Tours & Travels	22,665	
University exps	1,26,32,039	
Vehicles Repairs & Maintenance	31,57,794	
Vehicles Insurance	3,58,886	
xerox charges paid	-	
<b>Total</b>		<b>5,31,70,328</b>
<b>SCHEDULE - 18</b>		
<b>FINANCIAL CHARGES</b>		
Bank Charges	73,136	
Interest on Loan Demand Loan - KBL	13,82,814	
Interest paid on Car Loan	6,82,809	
<b>Total</b>		<b>21,38,759</b>



R. A.

**AMC ENGINEERING COLLEGE**  
**BALANCE SHEET**  
**AS ON 31ST MARCH 2016**



*Girish*  
✓ PRINCIPAL  
AMC ENGINEERING COLLEGE  
BENGALURU - 560 083.


**AMC ENGINEERING COLLEGE**  
 [ A UNIT OF PARAMAHAMSA FOUNDATION TRUST ]  
**BALANCE SHEET AS ON 31st MARCH 2016**

LIABILITIES	SCH	AS ON 31.03.2016	ASSETS	SCH	AS ON 31.03.2016
Capital Account	1	439,080,926	Fixed Assets	7	476,535,516
Corpus Fund	2	310,709,897	Investments	8	64,600,000
Loans	3	31,267,307	Deposits	9	247,880,096
Refundable Deposits	4	2,879,056	Loans & Advances	10	77,908,736
Sundry Creditors, Provisions and Payables	5	2,447,605	Cash and Bank Balances	11	5,074,777
Inter College Transfer	6	85,614,334			
<b>Total</b>		<b>871,999,125</b>	<b>Total</b>		<b>871,999,125</b>

As per our even date

For Muralidharan & Manogaran  
Chartered Accountant  
(FRNO8413S)

*R. Manogaran*  
R. Manogaran (M No.28598)



For and on behalf of AMC Engineering College  
A Unit of Paramahamsa Foundation Trust

*[Signature]*  
Chairman

Date : 15 October 2016  
Place : Bangalore



# AMC ENGINEERING COLLEGE

[ A UNIT OF PARAMAHAMSA FOUNDATION TRUST ]


## INCOME AND EXPENDITURE ACCOUNT FOR THE YEAR ENDED 31st MARCH 2016

EXPENDITURE	SCH	AMOUNT Rs	INCOME	SCH	AMOUNT Rs
Staff Expenses	15	111,421,839	Fees Collections	13	256,245,180
Academic Expenses	16	7,622,795	Other Income	14	23,277,644
Administrative Expenses	17	47,700,338	CORPUS Fund		13,657,500
Financial Charges	18	2,219,780			
Depreciation on Assets	7	59,580,416			
Excess of income over Expenditure		64,635,156			
<b>Total</b>		<b>293,180,324</b>	<b>Total</b>		<b>293,180,324</b>
			Excess of income over expenditure		64,635,156
Allocated to Corpus Fund		13,657,500			
Excess of income over expenditure		50,977,656			
<b>Total</b>		<b>64,635,156</b>	<b>Total</b>		<b>64,635,156</b>

As per our even date

For Muralidharan & Manogaran  
Chartered Accountant  
(FRNO8413S)

*R. Manogaran*  
R. Manogaran (M No. 28598)



For and on behalf of AMC Engineering College  
A Unit of Paramahamsa Foundation Trust

*[Signature]*  
Chairman



Date : 15 October 2016



Place : Bangalore

# AMC ENGINEERING COLLEGE

[ A UNIT OF PARAMAHAMSA FOUNDATION TRUST ]

## SCHEDULE TO BALANCE SHEET AS ON 31st MARCH 2016

PARTICULARS		AS ON 31.03.2016
<b>SCHEDULE - 1 CAPITAL ACCOUNT</b>		
Opening Balance	388,103,270	
Add : Excess of income over expenditure	50,977,656	
<b>Total</b>		<b>439,080,926</b>
<b>SCHEDULE - 2 CORPUS FUND</b>		
Opening Balance	297,052,397	
Add : Additions During the Year	13,657,500	
<b>Total</b>		<b>310,709,897</b>
<b>SCHEDULE - 3 LOANS</b>		
<b>SECURED LOANS</b>		
KBL—0987000910472201	10,764,640	
KBL—0987000910472501	5,219,945	
KBL—0987000910472701	6,554,420	
KBL—0987000910473201	772,857	
State Bank of Mysore—New Benz Car Loan	5,625,311	
State Bank of Mysore—Car Loan	2,330,134	
<b>UNSECURED LOANS</b>		
<b>Total</b>		<b>31,267,307</b>
<b>SCHEDULE - 4 REFUNDABLE DEPOSITS / CURRENT LIABILITIES</b>		
Exam Remuneration	1,301,055	
Student Refund	78,140	
Scholarships to Students	635,443	
AMC College MBA Fees	702,000	
Duties & Taxes	2,418	
Balaji Xerox Center	50,000	
Canteen Deposit	50,000	
Pustak Xerox Center	60,000	
<b>Total</b>		<b>2,879,056</b>





# AMC ENGINEERING COLLEGE

[ A UNIT OF PARAMAHAMSA FOUNDATION TRUST ]

SCHEDULE TO BALANCE SHEET AS ON 31st MARCH 2016

PARTICULARS		AS ON 31.03.2016
<b>SCHEDULE - 5 SUNDRY CREDITORS &amp; PROVISIONS</b>		
<b>SUNDRY CREDITORS :</b>		
Professional Tax Payable	86,064	
Scholarship Payable	2,324,957	
Expance Payable	36,584	
<b>Total</b>		<b>2,447,605</b>
<b>SCHEDULE - 6 INTER COLLEGE TRANSFER</b>		
AMC College	64,366,231	
Advanced Management College	12,475,599	
AMC School & PU College	8,772,504	
<b>Total</b>		<b>85,614,334</b>
<b>SCHEDULE - 7 FIXED ASSETS</b>		
Enclosed Separately		476,535,516
<b>Total</b>		<b>476,535,516</b>




**AMC ENGINEERING COLLEGE**


[ A UNIT OF PARAMAHAMSA FOUNDATION TRUST ]

**SCHEDULE TO BALANCE SHEET AS ON 31st MARCH 2016**

<b>PARTICULARS</b>	<b>AS ON 31.03.2016</b>
<b>SCHEDULE - 8</b>	
<b>INVESTMENTS</b>	
India Infoline Housing Finance Debentures	10,000,000
Birla Dividend Yield Plus (Frontline Equity Fund)	2,500,000
Birla Midcap Fund Collection (Frontline Equity Fund)	1,000,000
Birla Sunlife Manufacturing Equity Fund	500,000
Canara Robeco Emerging Equity Fund	2,500,000
IDBI DIVERSIFIES EQUITY FUND	2,500,000
Idbi Equity Advantage Fund	1,300,000
IDBI India Top 100 Equity Fund	4,100,000
IDBI LIQUID FUND	2,500,000
IDBI MF TAX SAVING FUND	6,200,000
MIRAE ASSET CASH MANAGEMENT FUND	2,500,000
Mirae Asset Empining Blue Chip Fund	1,000,000
MIRAE ASSET EMRGING BLUECHIP FUND	6,500,000
Mirae Asset India Opportunities Fund	3,500,000
Mirae Asset Prudence Fund	2,500,000
Mirae Asset Ultra Short Term Bond Fund	2,500,000
Mutual Fund	500,000
Principal Emerging Bluechip Fund	1,000,000
SUNDARAM SELECT MICRO CAP FUND	2,500,000
Sundaram Select Midcap	2,500,000
Sundaram Select Mid Cap Fund	1,000,000
SUNDARAM WORLD BRAND FUND SERIES III	500,000
UTI Dividend Yield Fund	2,500,000
UTI Master Share	2,500,000
<b>Total</b>	<b>64,600,000</b>
<b>SCHEDULE - 9</b>	
<b>DEPOSITS</b>	
Deposit with South India Beverages Pvt Ltd	8,000
Deposit with Arvind Mills	85,000
Deposit with BECOM	458,071
Deposit -KPTCL	994,636
Fixed Deposit—Karnataka Bank	232,551,765
Fixed Deposit—SBM	10,616,074
Rent Advance—N.Uma Devi	35,000
Short Term Deposit—UBI	88,575
Term Deposit KBL Sarakki Branch	3,042,975
<b>Total</b>	<b>247,880,096</b>




<b>SCHEDULE - 10</b>	
<b>LOANS &amp; ADVANCES</b>	
Advance Exam Remuneration	1,251,042
Advance—Abdul Shafi	170,000
Advance—Loganathan	492,470
Advance—Fire Safety Solution	846,097
Advance—Freeze Point Engineers	375,000
Advance—Global Education Trust	500,000
Advance—Vehicle Maintenance	(8,168)
Advance—AICTE	200,000
Advance—Rent BHM	5,000,000
New Model Education Society R	8,005,000
Advance—Altafab	425,000
Advance—Land	8,500,000
Advance—Schindler India Pvt.Ltd	2,287,500
Advance—Otis Elevator Co India Ltd	1,763,400
Hindustan Housing Corporation (Staff Qtrs)	1,900,000
Advance—Shabareesh Enterprises	600,000
Advance—Nagulu Naidu	20,000
Advance - Maruthi Rits	50,000
Tax deducted at source	4,581,653
Sundry Debtors	37,282,795
TDS -Receivables	2,374,377
<b>Staff Advances</b>	
Mr. Dr. T N Srinivasa	850,000
Mr.Jagadhish (Hostel)	20,000
Mr.Srinivas G V (Accounts)	20,000
Ms.K.Nalini	-
Mr.T Rambabu	4,000
Mr.U Vijaya Kumar	101,500
Mr.Varadaraj R	8,000
Mr.Krishnaiah Chetty	100,000
Ms. K Sowmya Naidu	-
Mr. L M Nagalingaswamy	100,000
Mr. Munikrishnappa D	17,000
Mr. Raghavendra S N	72,070
<b>Total</b>	<b>77,908,736</b>






# AMC ENGINEERING COLLEGE

[ A UNIT OF PARAMAHAMSA FOUNDATION TRUST ]

**SCHEDULE TO BALANCE SHEET AS ON 31st MARCH 2016**

PARTICULARS		AS ON 31.03.2016
<b>SCHEDULE - 11</b>		
<b>CASH ON HAND AND BANK</b>		
<b>CASH ON HAND</b>		
Cash	397	
Cash HDFC	4,980	
Petty Cash—266166	293	
		5,670
<b>BANK BALANCES</b>		
Union Bank of India - 11673 Hostel Fee	33,291	
Union Bank of India - 16283 Scholarship	352,000	
Union Bank of India - 6932 University Fee	276,882	
Union Bank of India - 6933 Tuition Fee	89,580	
Union Bank of India - 6934 Corpus Fund	140,812	
Union Bank of India - 7546 -LLS	23,436	
Union Bank of India - 8389 Uniform Fee	16,360	
Union Bank of India - 8390 -Transportation	51,457	
Union Bank of India - 18563 P.F.Trust	56,368	
Union Bank of India - 8809	7,018	
Union Bank of India - 435302010023378	11,184	
Karnataka Bank Limited - 106721 P.F.Trust	20,847	
Karnataka Bank Limited - 106723 Tuition Fee	971,002	
HDFC 50100090051249	3,728	
SBM A/C-64186265742	38,303	
SBM ADMISSION FEE A/C NO.64186266268	3,378	
Sbmamc School Transport Fee64186352986	39,553	
SBM CORPUSFUND A/C 64186266155	73,823	
SBM EXAM FEE A/C NO.64186266213	1,335,103	
SBM L/L/S A/C NO. 64186266188	803	
SBM MAINTANANCE A/C NO.64186266280	602	
SBM MEN'S HOSTEL A/C NO. 64186266520	207,849	
SBM PLACEMENT & TRAINING A/C NO.64186266291	347,847	
SBM TRANSPORT 64186266553	130,642	
SBM TUITION FEE A/C NO.64186266166	234,626	
SBM UNIFORM A/C.NO.64186266246	803	
SBM-UNIVERSITY FEE A/C NO. 64186266202	229,004	
SBM WOMEN'S HOSTEL 64186266531	142,566	
State Bank of Mysore - 64130581126	157,741	
State Bank of Mysore - 64138656936	17,574	
Training & Placement—435302010016123	202,630	
		5,069,107
<b>Total Cash &amp; Bank Balances</b>		
<b>Total</b>		<b>5,074,777</b>


*[Handwritten Signature]*





**AMC ENGINEERING COLLEGE**

[ A UNIT OF PARAMAHAMSA FOUNDATION TRUST ]  
**SCHEDULE TO FIXED ASSETS AS ON 31st MARCH 2016**

Particulars	Gross Block						Depreciation				Net Block	
	As on 1.4.2015	Additions / Sale during the year		As on 31.03.2016	Up to 31.03.15	Rate of Dep %	For the Year	Up to 31.3.2016	As on 31.3.2016	As on 31.3.2015		
		Before 30.09.2015	After 01.10.2015									
Land	41,353,728			41,353,728	-	0%	-	-	41,353,728	41,353,728		
Books	26,763,915	58,452	778,139	27,600,506	24,458,232	60%	1,651,923	26,110,155	1,490,351	2,305,683		
Building - Library Block	52,143,687	2,317,365	4,488,145	58,949,197	12,356,037	10%	4,434,909	16,790,946	42,158,251	39,787,650		
Building - ADM Block	110,351,235	291,918		110,643,153	24,892,340	10%	8,575,081	33,467,421	77,175,732	85,458,895		
Building - AMC - EC	119,474,218	16,280,627	16,166,901	151,921,746	69,548,339	10%	7,428,996	76,977,335	74,944,411	49,925,879		
Building - Road Work	680,628		7,980	688,608	128,263	10%	55,636	183,899	504,710	552,365		
Mechanical Building	62,306,728	167,051	226,013	62,699,792	29,457,229	10%	3,312,956	32,770,185	29,929,607	32,849,499		
Hostel Building	117,178,525	266,774	3,012,939	120,458,238	57,074,350	10%	6,187,742	63,262,092	57,196,146	60,104,175		
Kitchen Block/ Hotel Mgmt.	6,315,542	-		6,315,542	2,673,310	10%	364,223	3,037,533	3,278,009	3,642,232		
Hostel Building II Block	50,719,822			50,719,822	13,263,423	10%	3,745,640	17,009,063	33,710,759	37,456,399		
New Pavilion	39,947,872			39,947,872	15,921,654	10%	2,402,622	18,324,276	21,623,596	24,026,218		
Flat at Delhi K.K.E	923,712			923,712	-	0%	-	-	923,712	923,712		
Computers	86,584,910	10,323,431		96,908,341	78,405,398	60%	11,101,766	89,507,164	7,401,177	8,179,512		
Furnitures & Fixtures	33,258,092		3,302,694	36,560,786	16,839,102	10%	1,807,034	18,646,136	17,914,650	16,418,990		
Office Equipment	5,103,569		167,000	5,270,569	2,586,186	15%	390,132	2,976,318	2,294,251	2,517,383		
Projector	1,150,530			1,150,530	281,637	15%	130,334	411,971	738,559	868,893		
UPS	1,695,250			1,695,250	771,848	15%	138,510	910,358	784,892	923,402		
Buses	6,807,604			6,807,604	5,824,497	15%	147,466	5,971,963	835,641	983,107		



Ford Endour - Car	1,145,000			1,145,000	1,270,533	15%	(18,830)	1,251,703	(106,703)	(125,533)
JCB	1,200,000			1,200,000	707,487	15%	73,877	781,364	418,636	492,513
Generator	1,391,000			1,391,000	773,806	15%	92,579	866,385	524,615	617,194
BMW	2,800,000			2,800,000	1,650,803	15%	172,380	1,823,183	976,817	1,149,197
Honda City - Car	929,287			929,287	676,065	15%	37,983	714,048	215,239	253,222
Toyota Qualis	1,755,000			1,755,000	1,498,906	15%	38,414	1,537,320	217,680	256,094
Tractor	141,800			141,800	106,059	15%	5,361	111,420	30,380	35,741
Car - Maruti Swift	1,453,904			1,453,904	858,548	15%	89,303	947,851	506,053	595,356
Car - Tata Winger	832,000			832,000	430,264	15%	60,260	490,524	341,476	401,736
Car - Innova Toyota	1,708,566			1,708,566	474,127	15%	185,166	659,293	1,049,273	1,234,439
Car - Mercedes Benz	6,762,065			6,762,065	1,445,392	15%	797,501	2,242,893	4,519,172	5,316,673
car-	515,000			515,000	222,446	15%	43,883	266,329	248,671	292,554
Lab - Chemistry	1,403,318	218,986		1,622,304	765,976	15%	128,449	894,425	727,879	637,342
Lab - EC	1,759,952	420,846	88,325	2,269,123	771,551	15%	218,011	989,562	1,279,561	988,401
Lab-EEE	4,904,049	64,467	68,857	5,037,373	2,327,520	15%	401,314	2,728,834	2,308,539	2,576,529
Lab - Electronics	6,331,731			6,331,731	5,445,815	15%	132,887	5,578,702	753,029	885,916
Lab- TE	1,905,679			1,905,679	1,227,338	15%	101,751	1,329,089	576,590	678,341
Lab - Electrical Equip.	5,731,824			5,731,824	5,018,075	15%	107,062	5,125,137	606,687	713,749
Lab - TC	279,987			279,987	145,343	15%	20,197	165,540	114,447	134,644
Lab - Mechanical	13,121,863	196,673	3,245,418	16,563,954	8,738,107	15%	930,471	9,668,578	6,895,376	4,383,756
Lab - Physics	559,510			559,510	406,070	15%	23,016	429,086	130,424	153,440
Lab - MCA	529,141			529,141	264,345	15%	39,719	304,064	225,077	264,796
NEW Buses-Vehicle	14,510,000			14,510,000	4,780,274	15%	1,459,459	6,239,733	8,270,267	9,729,726
Lab Equipment	205,100		24,473,666	24,678,766	15,383	15%	1,863,983	1,879,366	22,799,401	189,717
New Benz Vehicle	-		9,350,000	9,350,000	-	15%	701,250	701,250	8,648,750	-
<b>Total</b>	<b>834,635,343</b>	<b>30,606,590</b>	<b>65,376,077</b>	<b>930,618,010</b>	<b>394,502,078</b>		<b>59,580,416</b>	<b>454,082,494</b>	<b>476,535,516</b>	<b>440,133,265</b>




*[Handwritten Signature]*

**AMC ENGINEERING COLLEGE**

[ A UNIT OF PARAMAHAMSA FOUNDATION TRUST ]

**SCHEDULE TO INCOME AND EXPENDITURE ACCOUNT****FOR THE YEAR ENDED 31st MARCH 2016**

<b>PARTICULARS</b>		<b>AS ON</b>
		<b>31.03.2016</b>
<b>SCHEDULE - 13</b>		
<b>FEES COLLECTIONS</b>		
Tuition Fees	136,370,185	
Cet Tuition fee	30,759,240	
LLS Fees	4,901,461	
Application & prospectus	1,201,200	
Hostel Fees	36,131,483	
Admission Fees	5,773,909	
Placement	3,960,261	
Uniform Fees	335,380	
ERP Package	16,092,572	
Transportation fees	2,258,176	
Exam Fees	4,700,245	
Comed K	2,700,000	
University Fees	9,417,348	
Miscellaneous Income	1,643,720	256,245,180
<b>Total</b>		<b>256,245,180</b>
<b>SCHEDULE - 14</b>		
<b>OTHER INCOME</b>		
Bank Interest	1,077,549	
Ground Charges	153,381	
Interest on Fixed Deposit - KBL	19,511,014	
Interest on Fixed Deposit - SBM	212,569	
Interest on Fixed Deposit - UBI	1,167,985	
Interest on India Infoline Housing Finance	1,155,146	
<b>Total</b>		<b>23,277,644</b>



**AMC ENGINEERING COLLEGE**  
 [ A UNIT OF PARAMAHAMSA FOUNDATION TRUST ]  
**SCHEDULE TO INCOME AND EXPENDITURE ACCOUNT**  
**FOR THE YEAR ENDED 31st MARCH 2016**

PARTICULARS		AS ON 31.03.2016
<b>SCHEDULE - 15</b>		
<b>STAFF EXPENSES</b>		
Salaries	110,727,824	
Staff Welfare	112,975	
Provident Fund	154,873	
Visiting Faculty Remuneration	426,167	
<b>Total</b>		<b>111,421,839</b>
<b>SCHEDULE - 16</b>		
<b>ACADEMIC EXPENSES</b>		
Affiliation Fees	701,069	
Medicine Expenses	9,826	
Hostel Food Expenses	5,560,726	
Hostel Maintenance Expenses	588,446	
Functions & Seminars	552,851	
Faculty Development Programme	18,375	
Guest Lecture Expenses	34,500	
Lab Expenses	92,415	
Sports & Games	38,887	
Student Welfare	25,700	
<b>Total</b>		<b>7,622,795</b>





*Girish*  
 PRINCIPAL  
 AMC ENGINEERING COLLEGE  
 BENGALURU - 560 083.

