

**AMC ENGINEERING COLLEGE**

[ A UNIT OF PARAMAHAMSA FOUNDATION TRUST ]

**BALANCE SHEET AS ON 31st MARCH 2021**

LIABILITIES	SC H	AS ON 31.03.2021	ASSETS	SC H	AS ON 31.03.2021
Capital Account	1	67,73,65,092	Fixed Assets	7	48,00,12,230
Corpus Fund	2	30,82,09,897	Investments	8	15,66,66,660
Loans	3	-	Deposits	9	32,16,15,199
Refundable Deposits	4	17,04,180	Loans & Advances	10	5,60,09,792
Sundry Creditors, Provisions and Payables	5	45,49,308	Cash and Bank Balances	11	6,49,68,438
Inter College Transfer	6	9,95,72,758			
<b>Total</b>		<b>1,08,23,02,619</b>	<b>Total</b>		<b>1,08,23,02,619</b>

As per our even date

For Muralidharan & Manogaran  
Chartered Accountant  
(FRNO8413S)

*R. Manogaran*

R.Manogaran (M No.28598)  
Partner



Amc Engineering College

For AMC Engineering College

*K.R. Paramahansa*  
K.R. Paramahansa  
Chairman

Chairman

Date : 15th February 2022

Place : Bangalore

*Guba*  
PRINCIPAL  
AMC ENGINEERING COLLEGE  
BENGALURU - 560 083.

**AMC ENGINEERING COLLEGE**


[ A UNIT OF PARAMAHAMSA FOUNDATION TRUST ]

**INCOME AND EXPENDITURE ACCOUNT FOR THE YEAR ENDED 31st MARCH 2021**

<b>EXPENDITURE</b>	<b>SCH</b>	<b>AMOUNT Rs</b>	<b>INCOME</b>	<b>SCH</b>	<b>AMOUNT Rs</b>
Staff Expenses	15	8,12,15,160	Fees Collections	13	22,97,32,146
Academic Expenses	16	99,07,173	Other Income	14	6,12,27,706
Administrative Expenses	17	6,50,93,104	CORPUS Fund		
Financial Charges	18	1,73,392			
Depreciation on Assets	7	5,93,66,058			
Excess of Income over Expenditure		7,52,04,964			
<b>Total</b>		<b>29,09,59,852</b>	<b>Total</b>		<b>29,09,59,852</b>
Allocated to Corpus Fund			Excess of income over expenditure		7,52,04,964
Excess of Income over expenditure		7,52,04,964			
<b>Total</b>		<b>7,52,04,964</b>	<b>Total</b>		<b>7,52,04,964</b>

As per our even date


For Muralidharan & Manogaran  
Chartered Accountant  
(FRNO8413S)

  
R. Manogaran (M No.28598)  
Partner



Amc Engineering College

For AMC Engineering College

  
K.R. Paramahansa  
Chairman

Chairman

Date : 15th February 2022

Place : Bangalore

# AMC ENGINEERING COLLEGE

[ A UNIT OF PARAMAHAMSA FOUNDATION TRUST(R) ]

## SCHEDULE TO BALANCE SHEET AS ON 31st MARCH 2021

PARTICULARS		AS ON 31.03.2021
<b>SCHEDULE - 1 CAPITAL ACCOUNT</b>		
Opening Balance	60,21,60,128	
Add : Excess of income over expenditure	7,52,04,964	
<b>Total</b>		<b>67,73,65,092</b>
<b>SCHEDULE - 2 CORPUS FUND</b>		
Opening Balance	31,32,09,897	
Less : Transferred	50,00,000	
<b>Total</b>		<b>30,82,09,897</b>
<b>SCHEDULE - 3 LOANS</b>		
<b>SECURED LOANS</b>		-
<b>UNSECURED LOANS</b>		-
<b>Total</b>		-
<b>SCHEDULE - 4 REFUNDABLE DEPOSITS / CURRENT LIABILITIES</b>		
KMDC & Arivu loan refund	7,94,180	
Balaji Xerox Center	50,000	
Canteen Deposit	50,000	
Rent Advance-SBM	7,50,000	
Pustak Xerox Center	60,000	
<b>Total</b>		<b>17,04,180</b>



For AMC Engineering College

  
K.R. Paramahansa  
Chairman

# AMC ENGINEERING COLLEGE

[ A UNIT OF PARAMAHAMSA FOUNDATION TRUST (r) ]

## SCHEDULE TO BALANCE SHEET AS ON 31st MARCH 2021

PARTICULARS		AS ON 31.03.2021
<b>SCHEDULE - 5</b>		
<b>SUNDRY CREDITORS &amp; PROVISIONS</b>		
Reliance Tailors	15,16,725	
Sajan Giri	20,000	
Saviram Khetaram Kumar	31,177	
Schindler India Pvt Ltd.,	60,446	
Shiksha.com	2,45,000	
Shaik Moonirul Haque	1,50,937	
Shoaib U R Rehman A/c	35,600	
Dr K R Paramahamsa	22,19,128	
Mrs Geetha Paramahamsa	8,32,926	
Mr. Rahul Kalluri	1,50,00,000	
Scholarship payable	32,27,065	
Advance Received from students	6,76,060	
Expenses Payable	8,12,630	
Tds payable	8,28,198	
Provident fund payable	5,016	
ESIC Payable	40,290	
Professional tax payable	61,400	
<b>Total</b>		<b>45,49,308</b>
<b>SCHEDULE - 6</b>		
<b>INTER COLLEGE TRANSFER</b>		
AMC College	7,11,88,271	
Advanced Management College	1,23,61,172	
AMC School & PU College	1,17,63,333	
AMC Hostel	42,59,982	
<b>Total</b>		<b>9,95,72,758</b>
<b>SCHEDULE - 7</b>		
<b>FIXED ASSETS</b>		
Enclosed Separately	48,00,12,230	
<b>Total</b>		<b>48,00,12,230</b>



For AMC Engineering College

  
K.R. Paramahansa  
Chairman

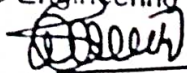
## AMC ENGINEERING COLLEGE

[ A UNIT OF PARAMAHAMSA FOUNDATION TRUST(r) ]  
**SCHEDULE TO BALANCE SHEET AS ON 31st MARCH 2021**

PARTICULARS		AS ON 31.03.2021
<b>SCHEDULE - 8</b>		
<b>INVESTMENTS</b>		
Axis Mutual Fund	30,00,000	
Reliance Equity Opportunities Fund Scheme - I	1,00,00,000	
Reliance Yield Maximiser - III	43,94,993	
Reliance Yield Maximiser - Scheme Iv	86,46,667	
IDBI Liquid Fund	25,00,000	
IDBI MF Tax Saving Fund	62,00,000	
Mirae Asset Cash Management Fund	4,25,00,000	
Mirae Asset Empining Blue Chip Fund	10,00,000	
Mirae Asset Emrging Bluechip Fund	65,00,000	
Mirae Asset Prudence Fund	25,00,000	
Mirae Asset Regular Saving Growth Plan	45,00,000	
Mirae Asset Tax Saver Fund	25,00,000	
Mirae Asset India Opportunities Fund	35,00,000	
Mirae Asset Ultra Short Term Bond Fund	25,00,000	
Mirae Asset Tax Saving Fund	1,50,00,000	
Canara Robeco Emerging Equity Fund	25,00,000	
Canara	50,00,000	
Edelweiss Small Cap Fund	1,14,25,000	
Aditya Birla	5,00,000	
ITI Larg Cap Fund	25,00,000	
ITI Mutual Fund	50,00,000	
Principal Emerging Bluechip Fund	10,00,000	
Principal Small Cap Fund	35,00,000	
Principal Smart Facility Fund	10,00,000	
Principal Ultra Short Term Fund	50,00,000	
Sundaram Select Mid Cap Fund	35,00,000	
Sundaram World Brand Fund Series III	5,00,000	
<b>Total</b>		<b>15,66,66,660</b>
<b>SCHEDULE - 9</b>		
<b>DEPOSITS</b>		
Deposit with South India Beverages Pvt Ltd	8,000	
Deposit with Arvind Mills	85,000	
Deposit with BECOM	14,84,649	
Deposit -KPTCL	9,07,906	
Fixed Deposit—Karnataka Bank	25,71,52,333	
Fixed Deposit—SBI	6,26,73,669	
Rent Advance—N.Uma Devi	35,000	
Short Term Deposit—UBI	95,472	
Fixed Deposit with Axis Bank	22,03,470	
<b>Total</b>		<b>32,46,45,499</b>



For AMC Engineering College

  
 K.R. Paramahansa  
 Chairman

**SCHEDULE - 10****LOANS & ADVANCES**

Advance—Loganathan		4,92,470
Advance—Fire Safety Solution		8,46,097
Advance—Freeze Point Engineers		3,75,000
Advance—Global Education Trust		5,00,000
Advance—AICTE		2,00,000
Advance—Rent BHM		50,00,000
New Model Education Society R		30,05,000
Advance—Altafab		4,25,000
Advance—Land		2,35,00,000
Advance—Vehicle Maintenance		10,097
Hindustan Housing Corporation (Staff Qtrs)		19,00,000
Teknix Elevators Pvt Ltd		9,75,000
Examination Expenses - Advance		62,390
Interest receivable from Nippon India		13,11,207
Interest receivable from Reliance Yeiki Maximiser		9,36,598
Accured Interest receivable - KBL		1,67,199
Accured Interest receivable - SBI		29,49,089
Tax deducted at source	1,16,29,920	
Add: during the year	24,69,268	
	1,40,99,188	
Less: Amount recd During the year	32,34,370	1,08,64,818
		24,28,849
<b>Staff Advances</b>		
Mr. Bose Kumar		10,000
Mr. Bharath Reddy B H		8,000
Mr. Varadaraj R		8,000
Mr. Krishnaiah Chetty		1,00,000
Mr. L M Nagalingaswamy		1,00,000
Mr. Munikrishnappa D		17,000
Mr Narashima Murthy		8,000
Mr. Raghavendra S N		72,070
Mr. Renukappa G		25,000
Mr. Vasudeva Naidu		27,500
Mr Krishna Murthy J (Driver)		20,000
Mr. Jayaram R.		20,000
<b>Total</b>		<b>5,60,09,792</b>



For AMC Engineering College

K.R. Paramahansa  
Chairman

**AMC ENGINEERING COLLEGE**  
[ A UNIT OF PARAMAHANSA FOUNDATION TRUST ]

**SCHEDULE TO BALANCE SHEET AS ON 31st MARCH 2021**

PARTICULARS		AS ON 31.03.2021
<b>SCHEDULE - 11</b>		
<b>CASH ON HAND AND BANK</b>		
<b>CASH ON HAND</b>		
Cash	1,690	
Cash HDFC	4,980	
Petty Cash	14,875	
<b>Total</b>		<b>21,545</b>
<b>BANK BALANCES</b>		
Union Bank of India - 433302010011673 Hostel Fee	51,472	
Union Bank of India - 433302010016283 Scholarship	1,37,73,274	
Union Bank of India - 433302010000912 University Fee	18,05,172	
Union Bank of India - 433302010000911 Tuition Fee	20,25,792	
Union Bank of India - 433302010016123 Training & Placem	10,74,657	
Union Bank of India - 433302010000914 Corpus Fund	34,76,145	
Union Bank of India - 433302010007546 L.I.S	23,441	
Union Bank of India - 433302010000359 Uniform Fee	19,468	
Union Bank of India - 433302010000350 - Transportation	59,859	
Union Bank of India - 433302010018563 P.F.Trust	67,073	
Union Bank of India - 4333020100008909	8,351	
Union Bank of India - 433302010023378	13,203	
Karnataka Bank Limited a/c no:- 0982500110872101	38,54,439	
Karnataka Bank Limited a/c no:- 0982500110872301	3,20,562	
HDFC - A/c. 50100000051249	2,00,569	
State Bank India A/C-64186265742	9,41,730	
State Bank India A/c No-64601136710	4,82,288	
State Bank India - Admissions A/c. 64186266268	11,552	
State Bank India - Scholarship A/c. 64186266235	2,45,96,446	
State Bank India - Corpus Fund A/c. 64186266155	1,43,196	
State Bank India - Exam Fees A/c. 64186266213	53,103	
State Bank India - L.I.S A/c. 64186266188	1,33,555	
State Bank India - Maintenance A/c. 64186266280	51,352	
State Bank India - Placement & Training A/c. 64186266291	14,005	
State Bank India - Transport A/c. 64186266553	75,334	
State Bank India - Tuition Fees A/c. 64186266166	37,61,373	
State Bank India - Uniform A/c. 64186266246	34,865	
State Bank India - University Fees A/c. 64186266202	6,90,460	
State Bank India - 64130581126	6,12,242	
State Bank India - 64135656936	22,71,652	
State Bank India - 37350786874	14,75,416	
State Bank India Collect 558171	5,35,297	
State Bank India - 37662532371	8,831	
State Bank India - 37662342303	8,831	
ICICI Bank Limited	12,37,684	
Axis Bank Ltd - 917010075002460	10,34,209	
<b>Total</b>		<b>6,49,46,891</b>
		<b>6,49,68,438</b>



  
 K.R. Paramahansa  
 Chairman

**AMC ENGINEERING COLLEGE**

[ A UNIT OF PARAMAHAMSA FOUNDATION TRUST(R) ]

**SCHEDULE TO INCOME AND EXPENDITURE ACCOUNT  
FOR THE YEAR ENDED 31st MARCH 2021**

<b>PARTICULARS</b>		<b>AS ON 31.03.2021</b>
<b>SCHEDULE - 13 FEES COLLECTIONS</b>		
Tuition Fees	13,58,56,974	
LLS Fees	5,55,45,000	
Application & prospectus	7,37,000	
Admission Fees	57,44,000	
Group Insurance Fees	13,28,001	
Placement & Training	22,84,000	
Uniform Fees	51,56,001	
Exam Fees	82,14,086	
University Fees	1,01,79,500	
Miscellaneous Income	46,87,584	
<b>Total</b>		<b>22,97,32,146</b>
<b>SCHEDULE - 14 OTHER INCOME</b>		
Bank Interest	18,41,593	
Consultancy Income	62,62,353	
Rental Income	92,99,700	
Interest on Fixed Deposit - AXIS	1,27,270	
Interest on Fixed Deposit - KBL	1,26,20,284	
Interest on Fixed Deposit - SBI	30,79,181	
Interest received from /Bescom	63,500	
Interest received from Reliance Yeild Maximiser Alternat	11,04,252	
Interest receivable from Reliance Yeild Maximiser III	5,15,286	
Interest received from Income Tax Department	1,29,370	
Long term pprofit from sale of IDBI Diversified Equity	58,28,892	
Long term pprofit from sale of HDFC Top Mutual Fund	31,98,310	
Long term pprofit from sale of IDBI Mutual Fund	11,80,300	
Long term pprofit from sale of UTI Mutual Fund	42,86,418	
Long term pprofit from sale of Reliance	12,49,181	
Long term pprofit from sale of Sundaram Mutual Fund	73,65,086	
Long term sale from sale of Edelweiss Mutual Fund	19,81,287	
Short term pprofit from sale of Aditya Birla	50,58,017	
<b>Total</b>		<b>6,12,27,706</b>



For AMC Engineering College

  
K.R. Paramahamsa  
Chairman



**AMC ENGINEERING COLLEGE**

[ A UNIT OF PARAMAHAMSA FOUNDATION TRUST(R) ]

**SCHEDULE TO INCOME AND EXPENDITURE ACCOUNT  
FOR THE YEAR ENDED 31st MARCH 2021**

PARTICULARS	.	AS ON 31.03.2021
<b>SCHEDULE - 15 STAFF EXPENSES</b>		
Salaries	7,93,73,926	
Staff Welfare	7,88,003	
Visiting Faculty Remuneration	10,53,231	
<b>Total</b>		<b>8,12,15,160</b>
<b>SCHEDULE - 16 ACADEMIC EXPENSES</b>		
Affiliation Fees & Renewal Fees	1,57,200	
Admission Expenses	39,72,666	
Medicine Expenses	5,450	
NAAC Expenses	13,57,000	
Examination Expenses	29,36,057	
Functions & Seminars	4,35,700	
Lab Expenses- chemistry	29,551	
Laibruary Expenses	19,129	
Lab Expenses - Information and Science	1,05,000	
Lab Expenses - Mechanical Engineering	3,18,619	
Lab Expenses - Electronics & Electricals	17,000	
Lab Expenses - Electronics & Communication Engineering	1,83,138	
Student Welfare	3,70,663	
<b>Total</b>		<b>99,07,173</b>



For AMC Engineering College

  
 K.R. Paramahansa  
 Chairman


[ A UNIT OF PARAMAHAMSA FOUNDATION TRUST(R) ]

**SCHEDULE TO INCOME AND EXPENDITURE ACCOUNT  
FOR THE YEAR ENDED 31st MARCH 2021**

PARTICULARS		AS ON 31.03.2021
<b>SCHEDULE - 17 ADMINISTRATIVE EXPENSES</b>		
Advertisement Expenses	35,50,903	
Building Maintenance	61,714	
Computer Maintenance	2,66,185	
Conveyance	49,337	
CET Charges Allowed	10,26,243	
Covid Concessions & Discounts	58,77,750	
Electricity & Water Charges	36,18,172	
Internet exps	8,42,180	
Legal Charges	1,08,500	
News Paper & Periodicals	6,573	
Office Maintenance	14,12,360	
Postage & Courier	1,910	
Printing & Stationary	68,58,049	
Professional Charges	11,46,506	
Professional tax renewal charges	5,000	
Rent	1,95,24,447	
Repairs & Maintenance	15,04,770	
SMS & ERP Expenses	2,22,662	
Telephone Charges	1,44,201	
Tours & Travels	6,250	
Uniform Expenses	15,73,825	
University exps	1,57,68,670	
Vehicles Repairs & Maintenance	12,86,460	
Vehicles Insurance	1,56,687	
Website Expenses	73,750	
<b>Total</b>		<b>6,50,93,104</b>
<b>SCHEDULE - 18 FINANCIAL CHARGES</b>		
Bank Charges	81,977	
Interest on Loan Demand Loan - KBL	66,666	
Interest paid on tds	24,749	
<b>Total</b>		<b>1,73,392</b>



For AMC Engineering College


  
K.R. Paramahansa  
Chairman

# AMC ENGINEERING COLLEGE

A UNIT OF PARAMAHAMSA FOUNDATION TRUST (P)  
SCHEDULE TO FIXED ASSETS AS ON 31st MARCH 2021


Particulars	Gross Block				Depreciation				Net Block	
	As on 31.03.2020	Additions / Sale during the year	As on 31.03.2021	Up to 31.03.2020	Rate of Dep %	For the Year	Up to 31.03.2021	As on 31.03.2021	As on 31.03.2020	
		Before 30.09.2020 After 01.10.2020								
Land	3,93,11,316		3,93,11,316		0%	-	-	3,93,11,316	3,93,11,316	
Gift Deed Regn Charges		6,82,800	6,82,800		0%	-	-	6,82,800		
Books	3,57,05,071	9,35,053	3,83,94,623	3,32,00,376	40%	17,26,799	3,49,27,175	34,67,449	25,04,695	
Building—Library Block	6,45,06,824		6,45,06,824	3,20,95,025	10%	32,41,180	3,53,36,205	2,91,70,619	3,24,11,799	
Building—ADM Block	11,26,95,202	6,72,036	11,52,67,531	6,01,42,804	10%	54,17,458	6,55,60,262	4,97,07,269	5,25,52,402	
Building A/c	27,14,02,761	2,14,71,116	31,76,96,646	12,70,12,992	10%	1,78,26,605	14,48,39,597	17,28,57,049	14,23,21,349	
Building A/c—Road Work	7,07,003	9,440	7,96,443	3,62,453	10%	39,399	4,01,852	3,94,591	3,44,550	
Building—Mechanical Block	6,26,99,792		6,26,99,792	4,30,62,977	10%	19,63,681	4,50,26,659	1,76,73,133	1,96,36,815	
Building—Hostel Block	12,32,56,499	16,580	12,35,73,079	8,37,92,172	10%	39,63,091	8,77,55,263	3,58,17,816	3,94,64,327	
Building—Hotel	63,15,542		63,15,542	41,64,841	10%	2,15,070	43,79,911	19,35,631	21,50,701	
Mgmt/Kitchen Block										
Building—Hostel Building II Block	5,11,66,822		5,11,66,822	2,87,51,670	10%	22,41,515	3,09,93,185	2,01,73,637	2,24,15,152	
Building—New Pavilion	3,99,47,872	2,29,079	4,01,91,251	2,57,60,631	10%	14,42,347	2,72,02,978	1,29,88,273	1,41,87,241	
Flat @ Delhi KKE	9,23,712		9,23,712		0%	-	-	9,23,712	9,23,712	
Computers & Printers	15,89,17,566	71,02,913	16,60,20,479	13,71,53,055	40%	1,01,26,387	14,72,79,442	1,87,41,037	2,17,64,512	
Digital Camera	6,78,907	60,856	7,39,763	3,31,473	40%	1,63,316	4,94,789	2,44,974	3,47,434	
Furnitures & Fixtures	5,39,85,330	61,52,035	6,21,31,115	2,93,42,923	10%	31,79,132	3,25,22,055	2,96,09,060	2,48,70,107	
Office Equipment	75,50,400		81,83,617	46,35,741	15%	4,84,690	51,20,431	30,63,186	26,99,609	
Projector	11,50,530	59,136	12,09,666	7,64,998	15%	66,700	8,31,698	3,77,968	3,83,532	
UPS A/c	39,99,524		39,99,524	22,11,333	15%	2,68,199	24,79,732	15,19,792	17,87,991	
Buses	68,07,604		68,07,604	63,71,394	15%	65,431,49	64,36,826	3,70,778	4,36,210	



For AMC Engineering College  
  
 K.R. Paramahansa  
 Chairman

Car—Ford Endour.	11,45,000	11,45,000	11,45,000	15%	11,45,000	11,45,000	32,780	11,45,000	1,85,751	11,45,000	2,18,531
CB	12,00,000	12,00,000	9,81,469	15%	9,81,469	12,00,000	1,28,591	9,81,469	7,28,681	10,14,249	8,57,271
Generator	23,41,000	23,41,000	14,83,729	15%	14,83,729	23,41,000	76,486	14,83,729	4,33,419	23,66,581	5,09,904
Car—BMW	28,00,000	28,00,000	22,90,096	15%	22,90,096	28,00,000	16,853	22,90,096	95,503	8,33,784	1,12,356
Car—Honda City	9,29,287	9,29,287	8,16,931	15%	8,16,931	9,29,287	17,045	8,16,931	96,586	16,58,414	1,13,630
Car—Toyota Qualis	17,55,000	17,55,000	16,41,370	15%	16,41,370	17,55,000	2,379	16,41,370	13,480	1,28,320	15,859
Tractor	1,41,800	1,41,800	1,25,941	15%	1,25,941	1,41,800	39,624	1,25,941	2,24,538	12,29,366	2,64,163
Car—Maruthi Swift	14,53,904	14,53,904	11,89,741	15%	11,89,741	14,53,904	26,738	11,89,741	1,51,515	6,80,485	1,78,253
Car—Tata Winger	8,32,000	8,32,000	6,53,747	15%	6,53,747	8,32,000	82,159	6,53,747	4,65,568	12,42,998	5,47,727
Car—Innova Toyota	17,08,566	17,08,566	11,60,839	15%	11,60,839	17,08,566	3,53,855	11,60,839	20,05,181	47,56,884	23,59,036
Mercedes-Benz Car	67,62,065	67,62,065	44,03,029	15%	44,03,029	67,62,065	92,599	44,03,029	5,24,730	6,10,329	6,17,329
Car	11,35,059	11,35,059	5,17,730	15%	5,17,730	11,35,059	57,211	5,17,730	3,24,195	13,00,659	3,81,406
Lab—Chemistry	16,24,854	16,24,854	12,43,448	15%	12,43,448	16,24,854	4,653	12,43,448	26,369	16,569	31,023
Lab—Civil	42,938	42,938	11,915	15%	11,915	42,938	1,60,873	11,915	9,11,615	19,76,266	10,72,489
Lab—Electronics & Communic	28,87,881	28,87,881	18,15,392	15%	18,15,392	28,87,881	2,15,133	18,15,392	12,19,086	41,92,639	14,34,219
Lab—Electric & Electronics En	54,11,725	54,11,725	39,77,506	15%	39,77,506	54,11,725	58,963	39,77,506	3,34,123	59,97,608	3,93,086
Lab—Electronics	63,31,731	63,31,731	59,38,645	15%	59,38,645	63,31,731	45,147	59,38,645	2,55,836	16,49,843	3,00,983
Lab—Telecom	19,05,675	19,05,675	16,04,696	15%	16,04,696	19,05,675	87,966	16,04,696	4,98,475	55,86,219	5,86,441
Lab—Electrical Equipment	60,84,694	60,84,694	54,98,253	15%	54,98,253	60,84,694	8,961	54,98,253	50,781	2,29,206	59,742
Lab—Telecommunication	2,79,987	2,79,987	2,20,245	15%	2,20,245	2,79,987	5,74,944	2,20,245	32,58,017	1,36,69,953	38,32,961
Lab—Mechanical	1,69,27,970	1,69,27,970	1,30,95,009	15%	1,30,95,009	1,69,27,970	10,212	1,30,95,009	57,870	5,01,640	68,082
Lab—Physics	5,59,510	5,59,510	4,91,428	15%	4,91,428	5,59,510	17,995	4,91,428	1,01,973	4,31,529	1,19,969
Lab—MCA	5,33,502	5,33,502	4,13,533	15%	4,13,533	5,33,502	6,47,570	4,13,533	36,69,561	1,08,40,439	43,17,131
New Buses - Vehicle	1,45,10,000	1,45,10,000	1,01,92,869	15%	1,01,92,869	1,45,10,000	23,21,366	1,01,92,869	1,31,54,408	1,72,90,403	1,54,75,774
Lab—Equipment	3,04,44,811	3,04,44,811	1,49,69,037	15%	1,49,69,037	3,04,44,811	6,77,205	1,49,69,037	38,37,496	55,12,504	45,14,701
New Benz	93,50,000	93,50,000	48,35,299	15%	48,35,299	93,50,000	4,33,292	48,35,299	15,52,855	13,45,829	14,09,789
Software	23,22,326	23,22,326	9,12,337	25%	9,12,337	23,22,326	6,172	9,12,337	34,974	32,026	41,146
Air Conditioner	67,000	67,000	25,854	15%	25,854	67,000	6,83,547	25,854	37,500	20,48,077	53,27,364
Elevator	82,00,000	82,00,000	13,64,530	10%	13,64,530	82,00,000	37,500	13,64,530	4,62,500	61,51,923	61,51,923
Ambulance	5,00,000	5,00,000		16%		5,00,000	17,237		1,55,130	68,870	1,72,367
Biddha Sutiue	24,000	24,000	51,613	10%	51,613	24,000	5,93,64,948		44,00,12,230	76,15,94,548	44,58,48,184
Total	3,03,58,531	3,03,58,531	78,22,34,809		78,22,34,809	3,03,58,531					

For AMC Engineering  
3,96,07,699  
3,03,58,531  
3,96,07,699  
3,03,58,531  
3,96,07,699  
3,03,58,531



*B. S. Srinivasan*  
PRINCIPAL  
AMC ENGINEERING COLLEGE  
BENGALURU - 560 083.